

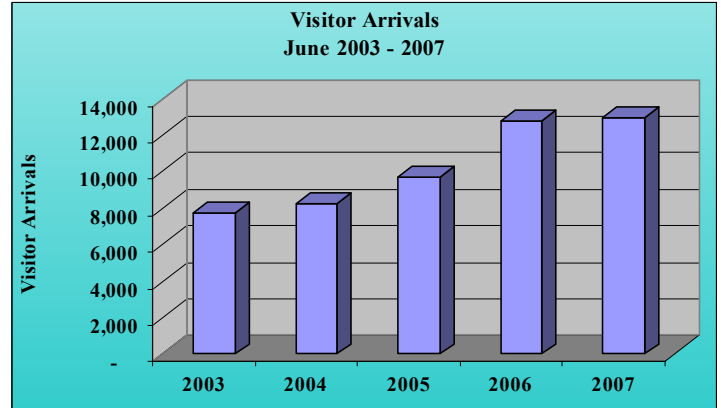


Anguilla Government Statistics Department – June 2007 Tourism Statistics Summary

OVERVIEW

Anguilla’s visitor arrivals for the month of June 2007 showed an increase over its corresponding 2006 figure. 1.5% more visitors, which included tourists and excursionists, came to the island over the 12,780 arrivals in June 2006. This month’s total was the highest recorded figure for the month of June over the past decade.

Of the 12,971 visitors to the island during this month; the majority, 12,297 (94.8%) came for relaxation while 674 (5.2%) came on business.



PASSENGER MOVEMENT

Arrivals include Anguillians as well as visitors, entering through the ports of Wallblake Airport, Blowing Point and Sandy Ground. These arrivals totaled 23,683 in June 2007 as compared with 22,145 in June 2006, where 75.9% (17,969) of these passengers entered through the Blowing Point port. Passenger arrivals through the Wallblake Airport and Sandy Ground port totaled 3,865 (16.3%) and 1,849 (7.8%) respectively.

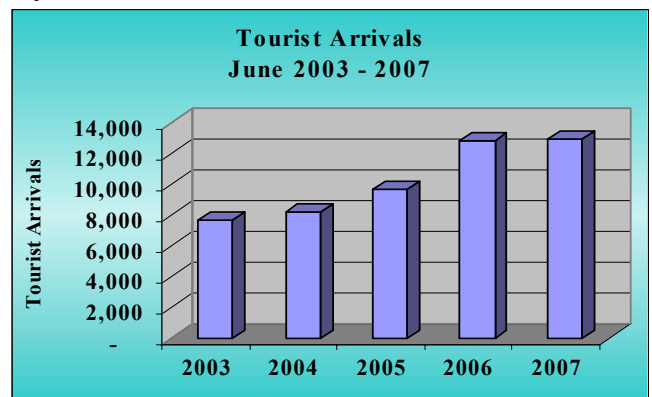
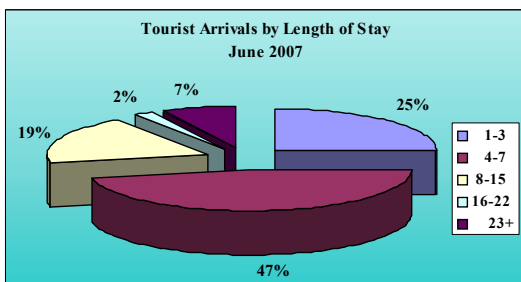
Departures totaled 23,288 during June 2007, where 3,804 (16.3%) passengers departed through the Wallblake Airport compared to 4,250 in 2006. Departures through the Blowing Point Port were 17,466 (75.0%) compared to 15,143 in 2006. The port of Sandy Ground facilitated 2,018 (8.7%) departures during this month compared to 2,356 during June 2006.

TOURISTS (Stay-Over Visitors)

Tourists accounted for 46.4% of the total number of visitors to Anguilla during June 2007. Tourist arrivals increased by 2.9% to reach 6,017 tourists over its corresponding June 2006 figure; however, this increase is the smallest recorded annual percentage increase over the last decade.

The average length of stay for tourists this month was 7.3 days as compared to 7.5 days in June 2006.

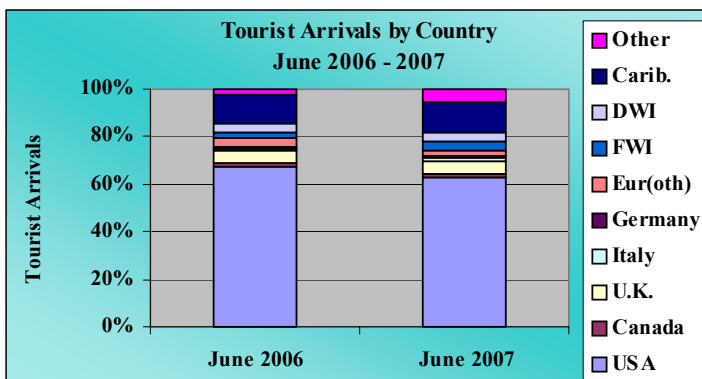
The majority, 46.5% of tourists stayed in Anguilla between 4-7 days. 25.2% stayed for between 1-3 days, 18.8% spent between 8-15 days, while 2.1% spent 16-22 days. 7.4% of the tourists spent 23 days or more on the island.



During June 2007, the majority of the tourists, 63.0%, originated out of the U.S.A; a decline of 3.4% over the June 2006 recorded figure.

13.1% of the tourists to Anguilla originated from the Caribbean. This was Anguilla's second largest source market for the month of June 2007.

Arrivals from the 'Other Countries' category showed the largest increase of 109.2% over its corresponding June 2006 figure.



EXCURSIONISTS (Day Trippers)

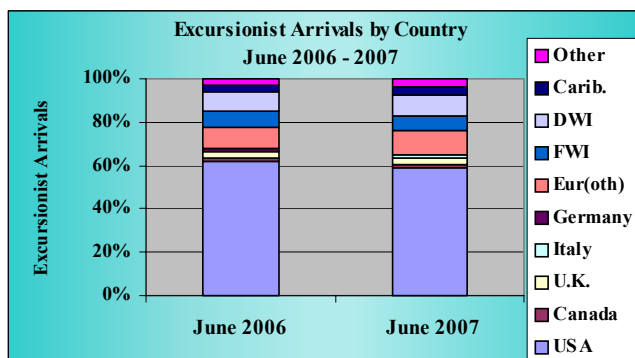
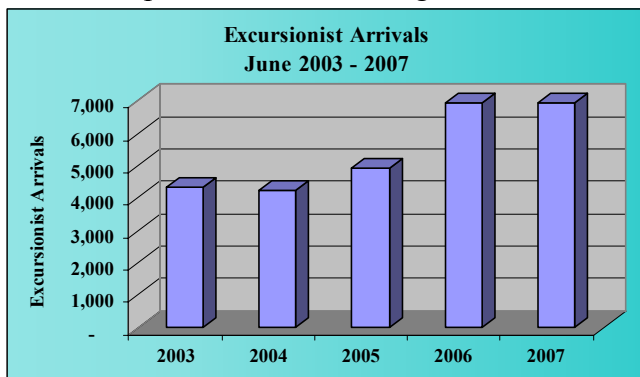
Excursionist arrivals for the month of June 2007 totaled 6,954, an increase of 0.3% over the June 2006 figure.

For the month under review, the port of Blowing Point was the main port of entry, with 73.6% of excursionists using this port as the gateway to Anguilla. There was a 12.5% increase in arrivals by this type of traveler activity through this port over June 2006.

The Wallblake Airport and Sandy Ground was the port of entry for 1.6% and 24.8% respectively, of excursionist arrivals. Excursionist arrivals through the Wallblake Airport registered an increase of 2.8% while Sandy Ground registered a decrease of 24.3% compared to their 2006 figure.

Of the 10 categories in which the country of residence is grouped, the United States of America continued to be ranked as the main source market from which Anguilla's excursionists originate. During the period under review, 4,098 of this type of visitors were from the USA. The 'Other Europe' category was the second highest ranked source market where 768 of the 6,954 excursionists originated.

There were percentage increases over their corresponding June 2006 figure in excursionist arrivals for 6 of the source markets and declines in 4 markets. 'Italy' was the source market, which experienced the largest increase of 66.0% in June 2007 over the 2006 corresponding figures. Conversely, 'Germany' category experienced the largest decline of 71.2% over its June 2006 figure.



This report along with other Tourism Data, are available at the Government of Anguilla Statistics Department's website: <http://gov.ai/statistics/tourism.htm>

STATISTICS DEPARTMENT – ANGUILLA
 OLD COURT HOUSE BUILDING
 P.O.BOX 60
 THE VALLEY, ANGUILLA
 BRITISH WEST INDIES
 Telephone: 1-264-497-5731
 Fax: 1-264-497-3986
 Email: statistics@gov.ai