



Anguilla Government Statistics Department

Tourism Statistics Summary - June 2009

OVERVIEW

Visitor arrivals were 12.0% lower at 8,822, when compared to June 2008. Traffic to Anguilla slowed at all ports in the month under review.

Over the past decade 2000-2009, visitor arrivals for the month of June 2009 represented the fifth largest or smallest total arrivals of visitors with June 2007 recording the largest total 12,971 visitor arrivals.

Of the 8,822 visitors to the island during this month, the majority, 8,547 (96.9%) came on vacation, while 275 (3.1%) came on business.

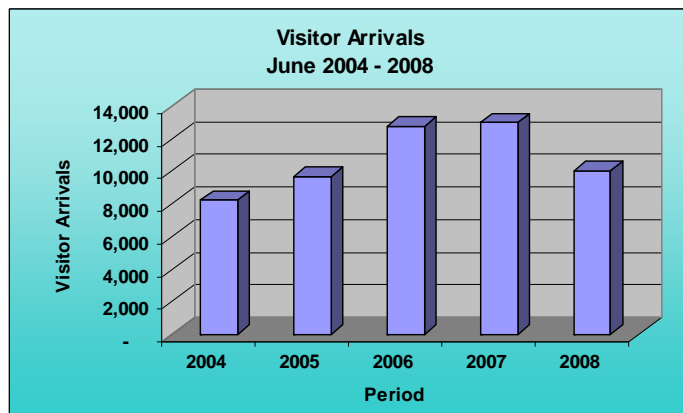


Figure 1: Visitor Arrivals for June - 2004-2009

PASSENGER MOVEMENT

Passenger arrivals include residents of Anguilla as well as visitors, entering through the ports of Wallblake Airport, Blowing Point and Sandy Ground. These arrivals totalled 17,077 in June 2009 as compared with 20,160 in June 2008. Passengers entering through the port of Blowing Point totalled (13,042) 76.4%, while passenger arrivals though the Wallblake Airport and Sandy Ground ports totalled 2,225 (13.0%) and 1,810 (10.6%) respectively.

Departures totalled 16,358 during June 2009, of which the majority, 12,416 (75.9%) compared to 19,392 in June 2008 departed through the Blowing Point port. 2,080 (12.7%) passengers departed though the Wallblake Airport as compared to 3,571 in 2008. The port of Sandy Ground facilitated 1,862 (11.4%) departures during this month compared to 3,571 during June 2008.

TOURISTS (Stay-Over Visitors)

Tourists accounted for 49.2% of the total number of visitors to Anguilla during June 2009. During this month tourist arrivals totalled 4,340, a decrease of 16.2% over the 5,177 recorded in June of 2008. Over the past five years for June, this was the lowest recorded number of tourist arrivals to Anguilla; 426 less than the number recorded in June 2005.

(0.6%) tourists.

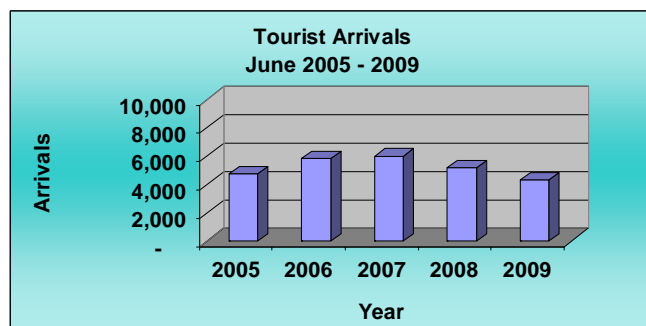


Figure 2: Tourist Arrivals for June, 2005 - 2009



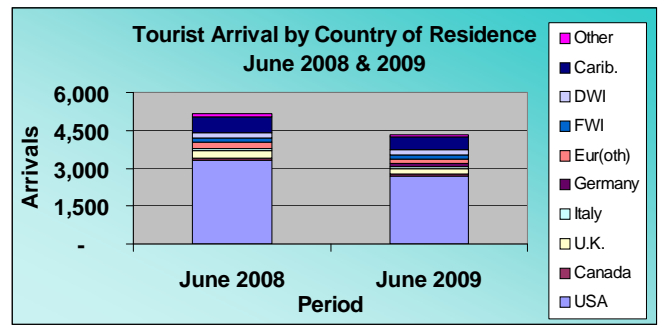
The average intended length of stay for tourists during this month was 7.6 days the same as that calculated for June 2008.

The port of Blowing Point was the main entry point for 71.9% (3,121) of the 4,340 tourists to the island in June 2009. The Wallblake Airport facilitated the entry of 1,195 (27.5%) tourists while Sandy Ground was the entry point for 24

The majority, 42.8% of tourists intended to stay in Anguilla for between 4-7 nights 23.0% for between 8-15 nights, while 2.6% intended to spend between 16-22 nights and 7.0% 23 nights or more on the island.

		June – Percentage of tourists by intended length of stay				
Days		1-3	4-7	8-15	16-22	23+
Year	2009	24.6%	42.8%	23.0%	2.6%	7.0%
	2008	23.4%	46.1%	20.9%	2.0%	7.7%

During this period under review, the majority of the tourists visiting Anguilla; 61.5% came from the U.S.A.; demonstrating a decline of 18.9% from the corresponding 2008 figure. The second largest source market was from the ‘Caribbean’ where 11.1% of tourists originated; this was a decline of 26.4% from the June 2008 figure of 652.



Arrivals from three markets experienced an increase; they were ‘Italy’, ‘Germany’ and ‘DWI’ by 21, 121 and 41 persons respectively over their June 2008 corresponding figure.

EXCURSIONISTS (Day Trippers)

Excursionist arrivals for the month of June 2009 totaled 4,482, a decrease of 7.6% from its corresponding June 2008 figure. Over the past five years, 08/07 experienced the largest decline of 30.3% while 06/05 experienced the largest increase of 40.6% for the month of June over its corresponding previous year’s figure.

For the month under review, the Blowing Point port was the main port of entry, with 59.1% (2,650) of excursionists using this port as the gateway to Anguilla, resulting in a 3.3% decrease over its June 2008 figure.

The Wallblake Airport accounted for 1.2% and Sandy Ground 39.7% of excursionist arrivals. Excursionist arrivals through the Wallblake Airport registered a decrease of 44.7%, while Sandy Ground experienced a decrease of 11.7% over their corresponding 2008 figure.

Of the 10 categories in which the country of residence is grouped, the United States of America continued to be ranked as the main source market from which Anguilla’s excursionists resided. During the month of June, 2,420 of this type of visitors were from the U.S.A. The “French West Indies” category was the second highest ranked source market where 498 of the 4,482 excursionists originated.

There were increases in excursionist arrivals from five of the source markets, while at the same time there were declines in the other five markets. Excursionist arrivals from the ‘Italian’ and ‘FWI’ market experienced increases of 70.0% and 46.9% respectively. Conversely, the main declines were experienced in the ‘UK’ and ‘Europe (Other)’ markets of 45.5% and 33.3% respectively from their corresponding June 2008 figures.

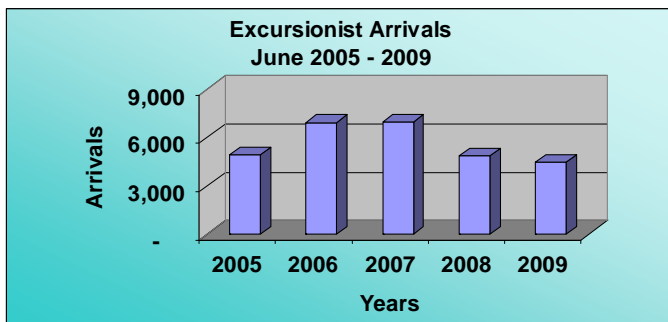


Figure 5: Excursionist Arrivals for June, 2005 – 2009

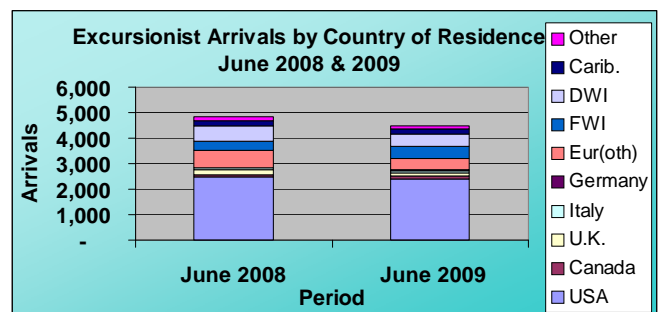


Figure 6: Composition of Excursionist Arrivals by source market, June 2009/June 2008

This report along with other Tourism Data, are available at the Government of Anguilla Statistics Department’s website:
<http://gov.ai/statistics/tourism.htm>

ANGUILLA STATISTICS DEPARTMENT
 OLD COURT HOUSE BUILDING
 P.O.BOX 60 | THE VALLEY | ANGUILLA
 BRITISH WEST INDIES
 Telephone: 1-264-497-5731 | Fax: 1-264-497-3986
 Email: statistics@gov.ai

'Sound Statistics for Sustainable Development'