



Anguilla Government Statistics Department - March 2008

Tourism Statistics Summary

OVERVIEW

Anguilla's visitor arrivals for the month of March 2008, totalled 14,729 visitors arriving to Anguilla's shores, resulting in a 27.9% decline over the corresponding March 2007 figure of 20,424 visitors arrivals. This month's visitor arrivals figure is the fourth largest number of visitor arrivals in the last five years.

Of the 14,729 visitors to the island during this month, the majority, 14,173 (96.2%) of these visitors came to relax, while 556 (3.8%) came on business.



PASSENGER MOVEMENT

Passenger arrivals comprise of Anguillians as well as visitors entering through the Wallblake Airport, Blowing Point and Sandy Ground Ports. These arrivals totalled 25,321 in March 2008 in comparison with 30,937 in March 2007, a decrease of 18.2%. Of the total arrivals, 68.0% (17,223) of these passengers entered through the Blowing Point port. Passenger arrivals through the Wallblake Airport totalled 5,584 (22.1%) and 2,514 (9.9%) through Sandy Ground port.

Passenger Departures totalled 24,835 during March 2008, where the majority of the passengers 17,007 (68.5%) departed through the Blowing Point port compared to the 20,177 departures in March 2007. Departures through the Wallblake Airport were 5,879 (23.7%) compared to 5,211 in March 2007. The Sandy Ground port facilitated 1,949 (7.8%) departures during this month compared to 4,470 during March 2007.

TOURISTS (Stay-Over Visitors)

Tourists accounted for 57.3% of the total number of visitors to Anguilla during March 2008. During this month tourist arrivals totalled 8,446, a decrease of 14.6% over the 9,895 tourists in March 2007. This was the 2nd largest recorded figure for tourist arrivals for the month of March over the past decade.

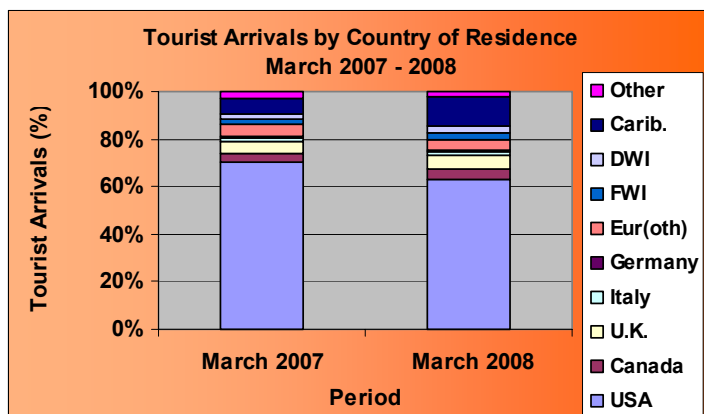
The average length of stay for tourists this month was 7.4 days as compared to 6.9 days in March 2007.

The majority of the tourists (47.4%) stayed in Anguilla between 4-7 days. 26.2% spent between 8-15 days, 19.7% stayed for between 1-3 days, while 2.7% spent 16-22 days. 4.0% of the tourists spent 23 days or more on the island.



During March 2008, the majority of the tourists, 63.2%, originated out of the U.S.A, resulting in a decrease of 23.5%. The Caribbean was the second largest market from which tourists originated with 12.0%.

Arrivals from the Caribbean and the Dutch West Indies both showed increases by 59.2% and 25.2% respectively over their corresponding March 2007 figures.



EXCURSIONISTS (Day Trippers)

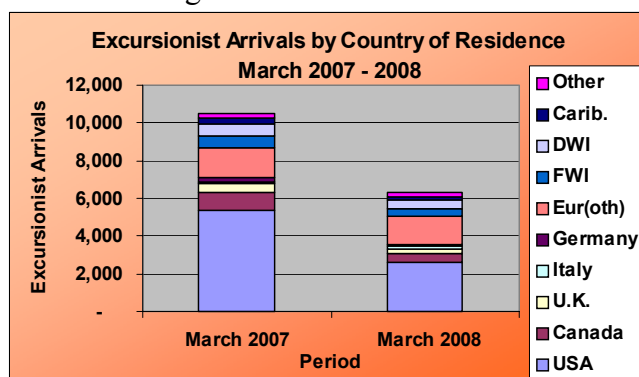
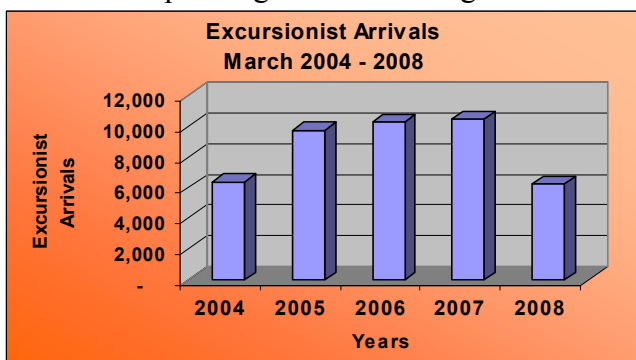
Excursionist arrivals for the month of March 2008 totaled 6,283, a decrease of 40.3% over the corresponding March 2007 figure.

For the month under review, the Blowing Point port was the main port of entry, with 58.2% of excursionists using this port as their entry to Anguilla. This resulted in a 47.4% decline in this type of traveler activity through this port over March 2007.

The Wallblake Airport accounted for 1.9% and Sandy Ground 39.9%. Excursionist arrivals through the Wallblake Airport recorded 120 excursionists, a 34.8% decrease over the 2007 corresponding figure, while Sandy Ground's port recorded 2,504 excursionists a decline of 26.0% over its corresponding March 2007 figure.

Of the 10 categories in which the country of residence is grouped, the United States of America and 'Europe Other' continued to be ranked as the main source market from which Anguilla's excursionists originated. During the period under review, 2,635 of this type of visitors were from USA. The 'Other Europe' category was second highest ranked source market with 1,153 out of the 6,383 excursionist.

There were declines in excursionist arrivals in 9 of the source markets with an increase from only one source market. The Italian market was the sole market that recorded an increase of 8.4% in March 2008 over the March 2007 corresponding figure. Conversely, the 'United Kingdom', 'U.S.A.' and Canada categories experienced the largest declines of 52.4%, 51.0% and 50.3% respectively over their March 2007 figures.



This report along with other Tourism Data, are available at the Government of Anguilla Statistics Department's website: <http://gov.ai/statistics/tourism.htm>

STATISTICS DEPARTMENT – ANGUILLA
 OLD COURT HOUSE BUILDING
 P.O.BOX 60
 THE VALLEY, ANGUILLA
 BRITISH WEST INDIES
 Telephone: 1-264-497-5731
 Fax: 1-264-497-3986
 Email: statistics@gov.ai