



Anguilla Government Statistics Department - May 2007

Tourism Statistics Summary

OVERVIEW

Anguilla's visitor arrivals continued to increase throughout the year, with the exception of April, with a total of 13,980 arrivals, which includes excursionists and tourists for the month of May. This resulted in a 1.0% increase over the 13,835 arrivals in May 2006. This month's total was the highest recorded figure for the month of May over the past decade.

Of the 13,980 visitors to the island during this month; the majority, 13,143 (94.0%) came for relaxation while 837 (6.0%) came on business.



PASSENGER MOVEMENT

Arrivals include Anguillians as well as visitors, entering through the Wallblake Airport, Blowing Point and Sandy Ground Ports. These arrivals totaled 25,015 in May 2007 as compared with 23,241 in May 2006. Of the total arrivals, 73.4% (18,366) of these passengers entered through the Blowing Point port. Passenger arrivals through the Wallblake Airport totaled 4,573 (18.3%) and 2,076 (8.3%) entered via Sandy Ground port.

Departures totaled 23,808 during May 2007, where majority of the passengers 17,293 (72.6%) departed through the Blowing Point port compared to 16,220 in May 2006. Departures through the Wallblake Airport were 4,358 (18.3%) compared to 4,305 in May 2006. The Sandy Ground port facilitated 2,157 (9.1%) departures during this month compared to 2,098 during May 2006.

TOURISTS (Stay-Over Visitors)

Tourists accounted for 49.4% of the total number of visitors to Anguilla during May 2007. During this month, arrivals for this type of visitors increased by 6.8% to reach 6,907 tourists for the month under review. This was the largest recorded figure for tourist arrivals for the month of May over the last decade.

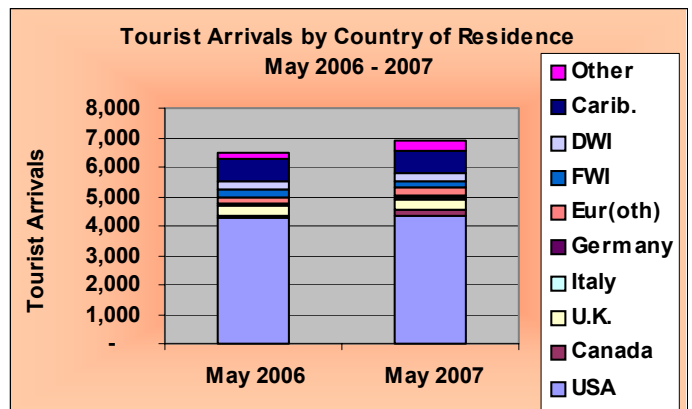
The average length of stay for tourists this month was 7.0 days as compared to 7.2 days in May 2006.

The majority, 49.1% of tourists stayed in Anguilla between 4-7 days. 25.2% stayed for between 1-3 days, 18.0% spent between 8-15 days, while 2.2% spent 16-22 days. 5.5% of the tourists spent 23 days or more on the island.



During May 2007, the majority of the tourists, 62.5%, originated out of the U.S.A. Arrivals from the U.S.A increased by 1.2%. The Caribbean was the market from which the second largest number of tourists, 11.0% originated.

Arrivals from Canada and Other both showed increases of 239.1% and 111.7% respectively over their corresponding May 2006 figures.



EXCURSIONISTS (Day Trippers)

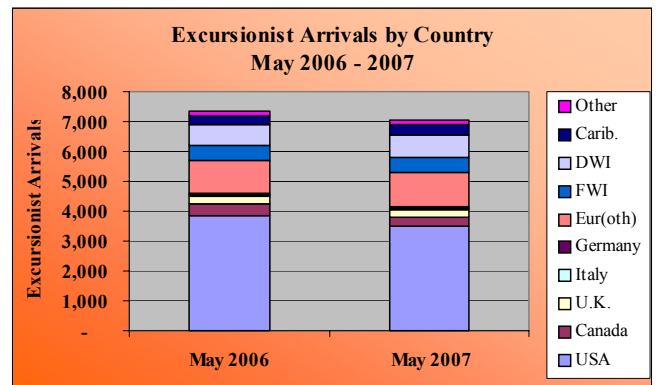
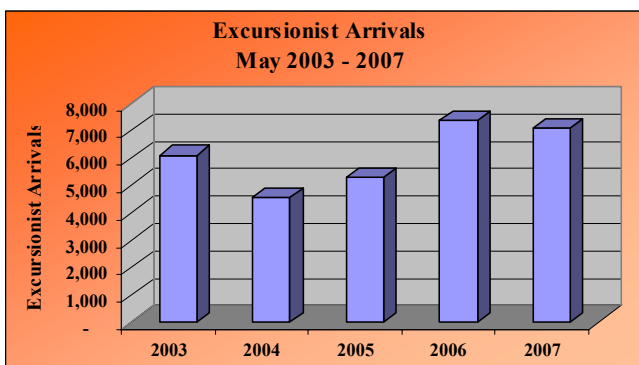
Excursionist arrivals for the month of May 2007 totaled 7,073, a decrease of 4.0% over the May 2006 figure.

For the month under review, Blowing Point was the main port of entry, with 70.7% of excursionists using it as the gateway to Anguilla. However, there was a 2.0% decrease in this traveler activity through this port over May 2006.

The Wallblake Airport accounted for 1.8% and Sandy Ground 27.5% of excursionist arrivals. Excursionist arrivals through the Wallblake Airport recorded an increase of 17.6% and Sandy Ground port recorded a decrease of 9.8% when compared to their 2006 figure.

Of the 10 categories in which the country of residence is grouped, the United States of America continued to be ranked as the main source market from which Anguilla's excursionists originate. During the period under review, 3,479 of this type of visitors were from the USA. The 'Other Europe' category was the second highest ranked source market where 1,168 of the 7,073 excursionists originated.

There were increases in excursionist arrivals from 6 of the source markets with declines in 4. The 'Caribbean' was the source market, which experienced the largest increase of 21.7% in May 2007 over the 2006 corresponding figures. Conversely, the 'Italy' category experienced the largest decline of 22.6% over its May 2006 figure.



This report along with other Tourism Data, are available at the Government of Anguilla Statistics Department's website: <http://gov.ai/statistics/tourism.htm>

STATISTICS DEPARTMENT – ANGUILLA
 OLD COURT HOUSE BUILDING
 P.O.BOX 60
 THE VALLEY, ANGUILLA
 BRITISH WEST INDIES
 Telephone: 1-264-497-5731
 Fax: 1-264-497-3986
 Email: statistics@gov.ai