



GOVERNMENT OF ANGUILLA
 Anguilla Statistics Department
Tourism Statistics Summary
May 2021

May 2021/2020
ARRIVAL ANALYSIS

Visitors: ↑ 0 - 601

Tourists: ↑ 0 - 601

Excursionists: ↓ 3 - 0

OVERVIEW

May's 2021 visitor arrivals data showed that 601 persons graced Anguilla's shores. Anguilla reopen its borders to visitors on May 25, 2021, after a month-long closure for the effective management of a cluster of active COVID-19 cases, identified on April 22, 2021, leaving approximately 7 days within the month of May to welcome visitors. This figure represented an increase over its corresponding May 2020 figure of 3 arrivals. Over the past 29 years for which there is data for any May period; 2020 registered the lowest number of visitors, followed by 2021. As the COVID-19 pandemic continues, Anguilla welcomed 6,410 arrivals for 2021 to date, with this period under review recording the lowest arrivals and March 2021; the highest with 2,405 visitors.

The majority; 96.8% of the visitor arrivals, came with the intention of vacationing, while 3.2% came with the intention of doing business.

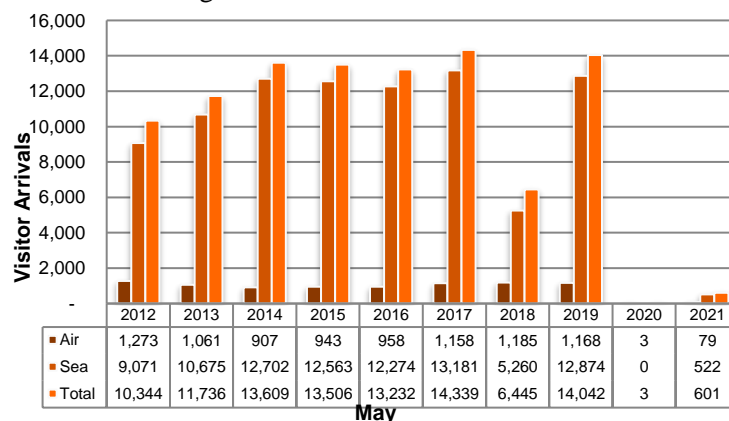


Figure 1: Visitor Arrivals: May 2012 – 2021

PASSENGER MOVEMENT

Passenger arrivals, which include both visitors and residents for this period under review, totaled 717, an increase from 10 over the corresponding 2020 period's figure. Anguilla's inward passenger movement by sea numbered 589 (82.1%) of total arrivals; of which all sea passenger arrivals entered via the Blowing Point terminal. Passenger arrivals by air at the Clayton J. Lloyd International Airport accounted for 128 (17.9%) of total passenger arrivals.

Departing passengers experienced an increase moving from a total of 72 in May 2020 to 661 in May 2021.

Outward passenger movement via sea accounted for 408 (61.7%), of all departures. Similarly to that of passenger arrivals, the Blowing Point terminal facilitated the entire movement.

By air, 253 (38.3%) passengers departed Anguilla through the Clayton J. Lloyd International Airport.

TOURISTS (Stay-Over Visitors)

Tourists (stay-over visitors) to Anguilla for the month of May 2021 totaled 601, an increase over its corresponding 2020 figure which was "0". Data for any "May" period for as far back as 1993, shows that tourist arrivals dropped from the highest recorded figure in May 2019 of 8,166 to all time low of "0" arrivals in May 2020, followed by the second lowest figure recorded for this period review. Arrivals for this review period recorded the lowest figure for 2021 to date, with the highest recorded to date being in March with 2,403.

For 2021, Anguilla has welcomed 6,400 tourist thus far.

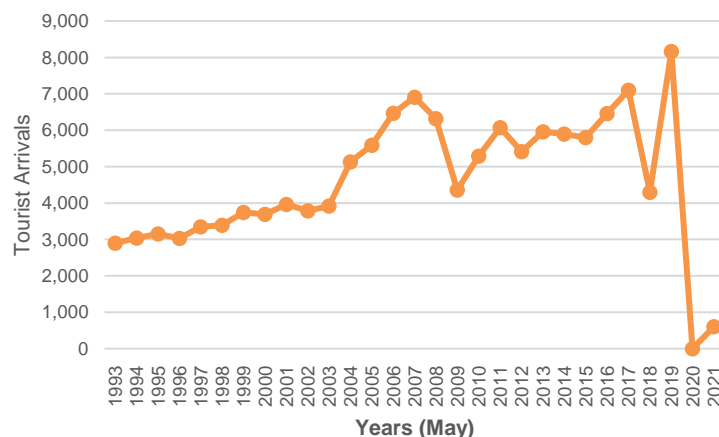


Figure 2: Tourist Arrivals, May 1993 – 2021

Tourists (Stay-Over Visitors) *continued*

The intended average length of stay of tourists increased to 8.3 days from the 0 days in May 2020, where no tourist arrivals were recorded. The majority of tourist arrivals during this period under review, with more than half of the arrivals, 64.6% intended to stay for 4 to 7 days, followed by 15.5% of whom intended to stay for between 8 to 15 days. 11.8% intended to stay for 23 or more days, 5.7% for 1 to 3 days and 2.5% indicated 16 to 22 days.

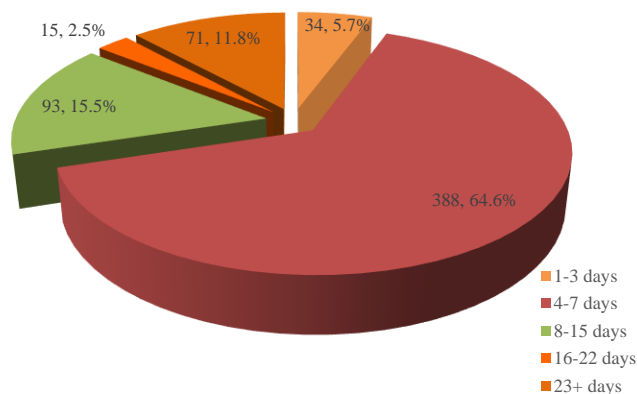


Figure 3: Tourist Arrivals by intended Length of Stay, May 2021

A review of the ten source markets from which the 601 tourists to Anguilla originated, showed that Anguilla’s main tourist market the USA accounted for majority, with a 92.8% (558) share of this tourist market. The “Other” and “U.K.” source markets followed with 3.0% and 1.7% respectively. The smallest percentage share was recorded by the German market with 0.2%. Conversely, there were no arrivals from the “French and Dutch West Indies” during this period.

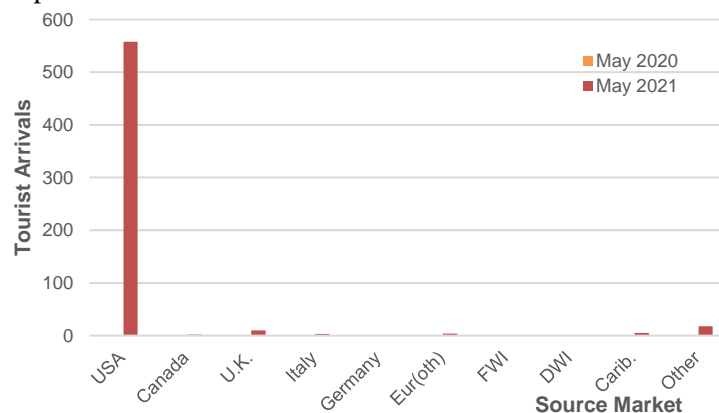


Figure 4: Tourist Arrivals by Country of Residence May 2020 & 2021

EXCURSIONISTS (Day Trippers)

For this month under review, there were no records of excursionist arrivals, in comparison to one year ago, there were three excursionist arrivals in 2020’s corresponding period.

Arrivals of this type of visitor were significantly impacted since the COVID-19 pandemic as this type of visitor to Anguilla is usually a tourist visiting St. Maarten/St. Martin who travels to Anguilla on a day trip to enjoy our beaches and hospitality for a day and usually. Anguilla has implemented precautionary measures to ensure the safety of its inhabitants with mandatory screening and a quarantine period, which may have inhibited day-trippers from visiting.

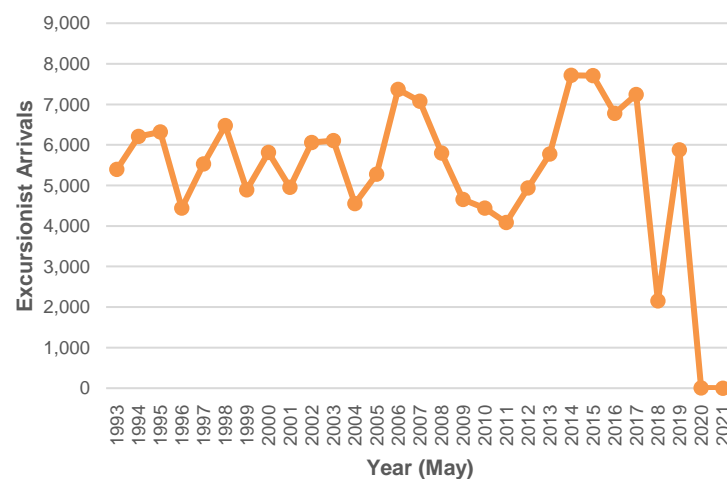


Figure 5: Excursionist Arrivals, May 1993 - 2021

This report, along with other Tourism Data, is available at the Government of Anguilla Statistics Department’s website: http://statistics.gov.ai/StatisticsDept/Tourism2_4_5

ANGUILLA STATISTICS DEPARTMENT
 P.O.BOX 60 | THE VALLEY | ANGUILLA
 BRITISH WEST INDIES
 Telephone: + (264) 497-5731 | Fax: + (264) 497-3986
 Email: statistics@gov.ai

'Sound Statistics for Sustainable Development'