



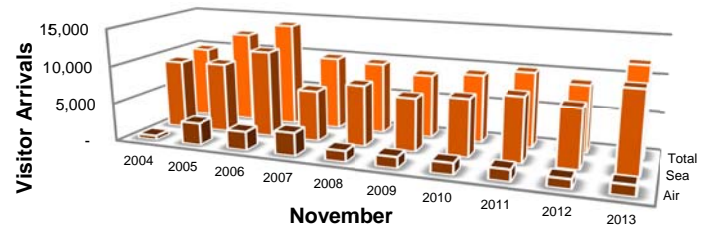
# Tourism Statistics Summary – November 2013

## OVERVIEW

November 2013 international visitor arrivals to Anguilla totaled 11,936 visitors for the commencement of the tourist season. This represents the third highest arrivals figure in November for the decade, after the highest number of arrivals recorded in 2006 of 14,010 followed by 2005 with 12,335.

Arrivals during this period recorded the largest increase over their corresponding 2012 figure for the year thus far of 34.6% over the November 2012 figure, followed by that recorded for March 2013 of 24.5%. Excursionist arrivals increased by 49.1% and tourist arrivals by 22.7% over their corresponding November 2012 figures.

Most (97.4%) of the visitors who travelled to Anguilla mainly came with the intention of vacationing, while 2.6% came with the intention of doing business.



	2004	2005	2006	2007	2008	2009	2010	2011	2012	2013
■ Air	556	2,939	2,464	3,025	1,436	1,448	1,490	1,507	1,208	1,371
■ Sea	9,218	9,396	11,546	6,798	8,104	7,044	7,585	8,459	7,658	10,565
■ Total	9,774	12,335	14,010	9,823	9,540	8,492	9,075	9,966	8,866	11,936

Figure 1: Visitor Arrivals: November 2004 – November 2013

## PASSENGER MOVEMENT

Passenger arrivals, including both visitors and residents, this month recorded the largest increase for 2013 of 15.4% with 17,671 passengers moving from 15,308 in November 2012.

The seaports cumulatively accounted for 91.0% of arrivals, 16,074 passengers entering through Anguilla's ports of entry. The Blowing Point seaport accounted for majority of seaport passengers with 14,372, 89.4% and the other seaport Sandy Ground/Road Bay with 1,702 passengers, 10.6% and 1,597 passengers, 9.0% came in at the Clayton J. Lloyd International Airport.

Departures of passengers relative to the same period in 2012 also recorded its largest increase for 2013 of 19.2% moving from 14,902 in 2012 to 17,759 in 2013.

Of the three ports of exit, the seaports cumulatively accounted for 86.8% of all departures; of which, the Blowing Point terminal facilitated the movement of 13,643 passengers; 88.5% and Sandy Ground, where 1,768; 11.5% passengers departed. The Clayton J. Lloyd Airport accounted, for 2,348 departures, 13.2% of all passengers leaving Anguilla for the period.

## TOURISTS (Stay- Over Visitors)

Tourist or stay-over visitor arrivals for the period recorded the largest increase for the year with 22.7% followed by the 16.0% in June over their comparative periods in 2012.

5,945 tourists came to the shores of Anguilla for the month with 22.3% of tourist entered at the airport and

the other 77.7% came in via the Blow Point port as Sandy Ground port recorded no tourist

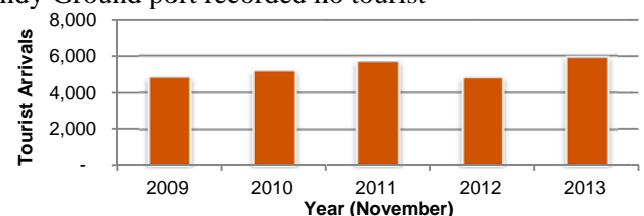


Figure 2: Tourist Arrivals, November 2009 – 2013

**Tourists (Stay - Over Visitors)** *continued*

The average length of stay of tourists was 6.8 days a decrease from 7.2 days in November 2012. The data showed that 19.8% of tourists stayed for 1 to 3 days, 57.1% for 4 to 7 days, 17.1% for 8 to 15 days, 2.0% for 16 to 22 days and the final 4.0% indicated 23 or more days.

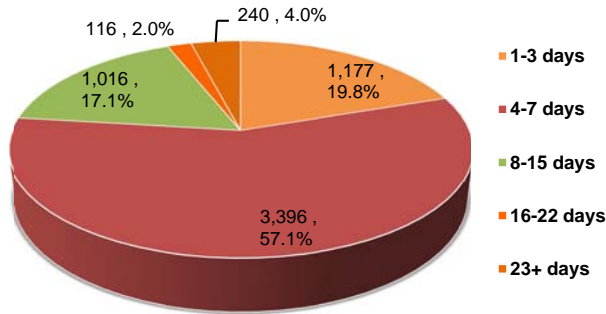


Figure 3: Tourist Arrivals by Length of Stay, November 2013

A review of the source markets for tourists visiting Anguilla November 2013 over 2012, showed an increase

in eight (8) and decreases in the other two (2) markets. The source markets which experienced the major increases were the Italian and Canadian markets with 105.1% (39 to 80 Italian tourist) and 99.6% respectively. The two decreases were experienced by the German and Other European markets of 76.8% and 10.3% over their November 2012 figures respectively. The USA which ranks number one as Anguilla’s source market accounted for 68.1% of tourist arrivals, an increase of 22.9%, in this period.

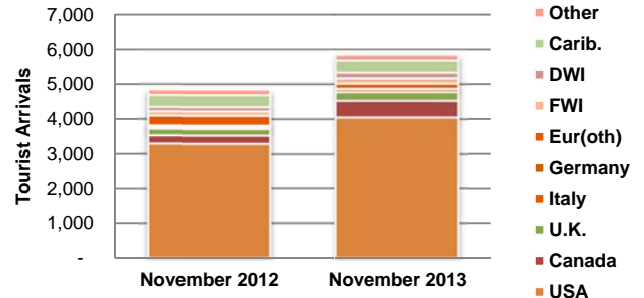


Figure 4: Tourist Arrivals by Country of Residence 2012 - 2013

**EXCURSIONISTS (Day Trippers)**

Excursionist arrivals or day trippers to Anguilla continued their consistent trend of no decline and recorded its largest increase over the previous year 2012. Arrivals totaled 5,991; up 49.1% over the November 2012 figure; followed by 40.1% recorded in March over its 2012 figure.

99.2% of excursionists entered Anguilla through the seaports, of which 71.5% came via the Blowing Point seaport and 28.5% via the Sandy Ground/Road Bay seaport. 0.8% of excursionists entered via the Clayton J. Lloyd International Airport.

Day trippers to Anguilla showed growth in all of the markets for November 2013. The German and UK markets advanced the most within this period with 143.2% followed by UK with 132.4% over their corresponding 2012 figures. The major source market the USA followed behind these markets with an increase of 63.4%, accounting for 49.0% of excursionist arrivals to the shores of Anguilla.

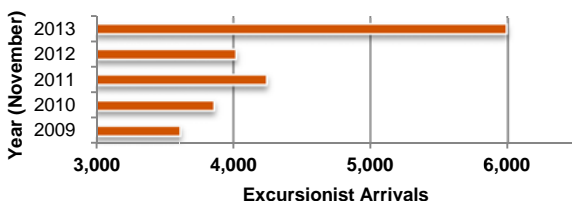


Figure 5: Excursionist Arrivals, November 2009 - 2013

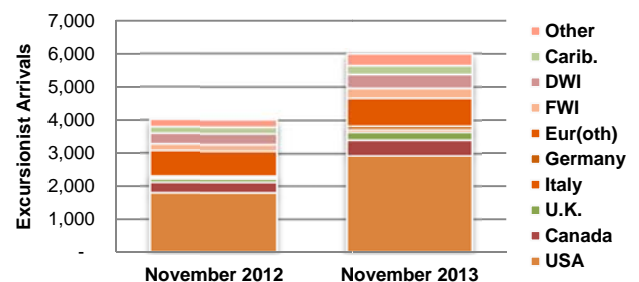


Figure 6: Excursionist Arrivals by Country of Residence 2012 - 2013

This report, along with other Tourism Data, is available at the Government of Anguilla Statistics Department’s website: <http://gov.ai/statistics/tourism.htm>