



GOVERNMENT OF ANGUILLA
 Anguilla Statistics Department
Tourism Statistics Summary
November 2020

Nov 2020/2019
ARRIVAL ANALYSIS
 Visitors - ↓ 95.2%
 Tourists - ↓ 91.8%
 Excursionists - ↓ 99.98%

OVERVIEW

November, customarily the commencement of Anguilla's tourist season, registered 625 visitor arrivals to Anguilla's shores; a 95.2% decline from its corresponding November 2019 figure of 13,088. This has been the lowest recorded number of arrivals for a November period, followed by the years 1995 and 2017 when Anguilla suffered the impact of what was considered major hurricanes.

Anguilla opened its borders on November 2nd, 2020 after the COVID-19 global pandemic, prompted the closure of the borders from March 20th 2020 with limited international travel, to mitigate the spread of the virus. Since the onset of this pandemic, the months April to November 2020, have recorded the lowest number of visitors to Anguilla.

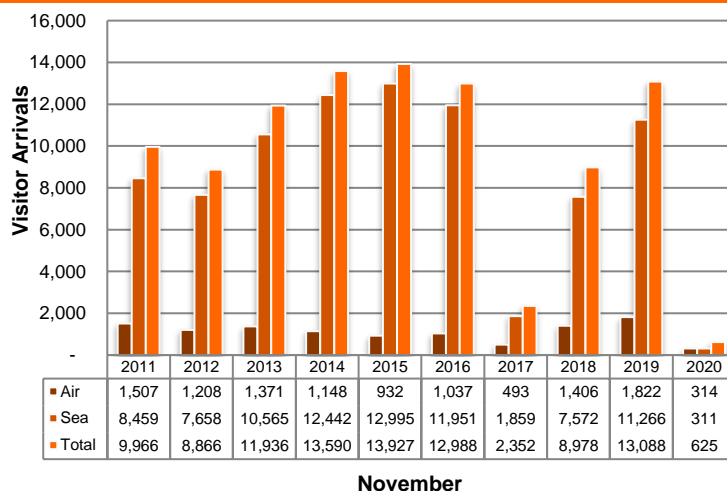


Figure 1: Visitor Arrivals: November 2011 – 2020

PASSENGER MOVEMENT

Passenger arrivals, which include both visitors and residents for November 2020, measured a 95.8% decline from the 20,005 in 2019 to 839 passengers in 2020. Passengers are free to travel to Anguilla after the lift of the travel restrictions once the stipulated actions required are followed. However, numbers are relatively low in comparison to pre- COVID-19 periods.

Anguilla's arrivals by air through the Clayton J. Lloyd International Airport have been the most popular route for entrance since the onset of the pandemic, accounting for 52.7% (442) of total passengers this month. Inward passenger movement by sea, facilitated 47.3% (397) arrivals; with 95.2% (378) of these arrivals entering at the Blowing Point port and 4.8% (19) at Sandy Ground (Road Bay).

Departing passengers for this month recorded a decline of 96.5%, with the total moving from 19,225 in 2019 to 671 passengers in 2020. Similarly, to passenger arrivals, individuals are free to leave the country and as such, the departures have increased relative to the periods when there was restricted travel. This increase may have been due to the increase in passenger arrivals and other travels by residents, but the number remain relatively low to the pre-COVID 19 period and previous November numbers.

The port of exit that accommodated most of the total departures, 55.9% (375) was the Clayton J. Lloyd International Airport. The two seaports cumulatively accounted for 44.1% (296), of all departures; of which, the Blowing Point terminal facilitated the movement of 276 (93.2%) passengers and Sandy Ground 20 (6.8%) passengers.

TOURISTS (Stay-Over Visitors)

Tourists (stay-over visitors) to Anguilla for the month of November 2020 recorded 624 arrivals. This is the lowest ever recorded figure for the month of November; registering a 91.8% decline from the highest number of tourists to ever visit Anguilla during a November period; 2019's figure of 7,603.

For the past eight months since the onset of the COVID-19 pandemic, April – November 2020, November's total tourist arrivals is recorded as the highest number for a month, with April and May recording the lowest with no arrivals.

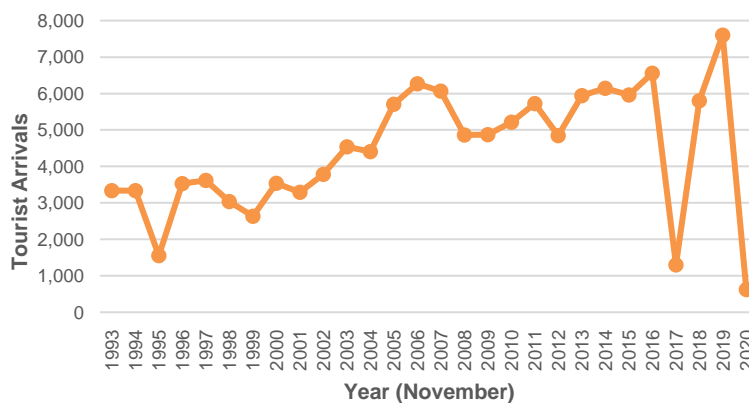


Figure 2: Tourist Arrivals, November 1993 – 2020

Tourists (Stay-Over Visitors) *continued*

The intended average length of stay of tourists increased to 10.8 days from the 6.8 days in November 2019. Majority of the tourist arrivals 45.8% intended to stay for 4-7 days, following by 24.4% who intended to stay for 23 or more days, 13.8% for 8-15 days, 11.7% for 1-3 days and 4.3% whom intended to stay for 16-22 days.

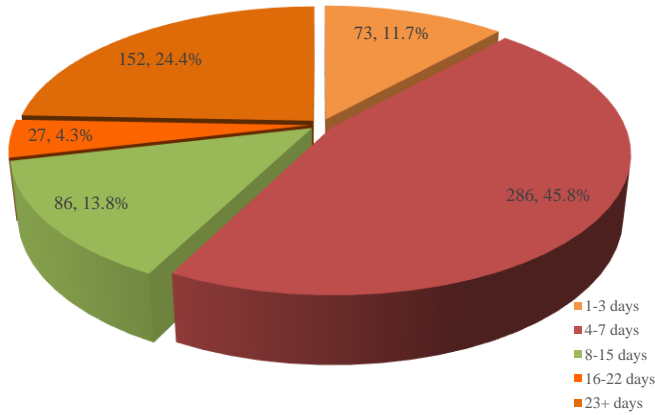


Figure 3: Tourist Arrivals by intended Length of Stay, November 2020

A review of the ten (10) source markets from which tourists to Anguilla originated showed that they all contributed to the overall decline of the total tourist figure. There were visitors from all the sources markets during this period, the smallest decline in percentage terms was experienced from the Italian market with -79.4% (34 – 7 individuals).

Anguilla’s main market, USA accounted for majority of the tourist with 483 individuals, with a share more than three quarters of the tourist market by the country of residence with 77.4%. additionally, the USA recorded a 90.5% decline in its corresponding 2019 figures.

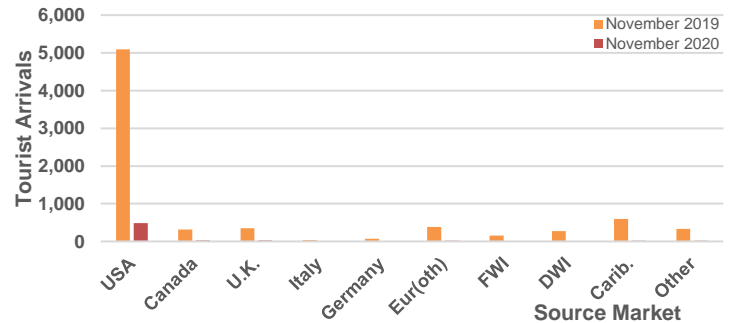


Figure 4: Tourist Arrivals by Country of Residence

EXCURSIONISTS (Day Trippers)

Excursionist arrivals for this period under review stood at 1 individual, down from the recorded figure of 5,485 in November 2019, a 99.98% decline.

The continued global pandemic and the willingness to open borders may have contributed to this figure. Anguilla has implemented precautionary measures to ensure the safety of its habitants with mandatory screening and a quarantine period, which may impede day-trippers from entering.

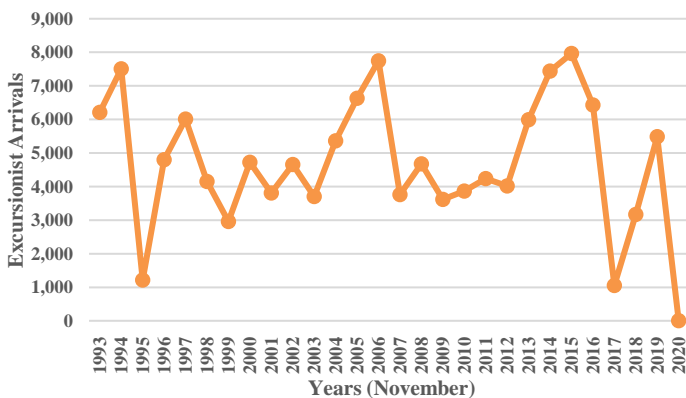


Figure 5: Excursionist Arrivals, November 1993 - 2020

A review of the excursionist market by the ten (10) source markets from which this type of visitor originates, shows that this solo excursionist, emanated from the USA which experienced a decline of 99.96% over its corresponding 2019 figure.

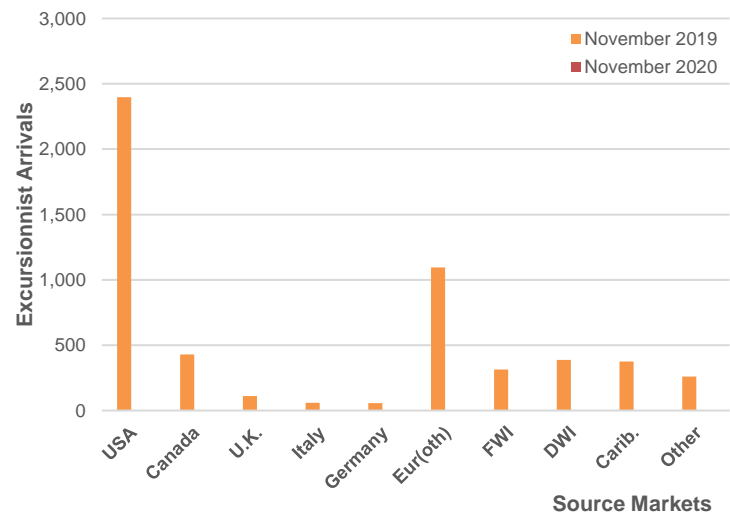


Figure 5: Excursionist Arrivals by Country of Residence

This report, along with other Tourism data, is available at the Government of Anguilla Statistics Department’s website: <http://statistics.gov.ai>