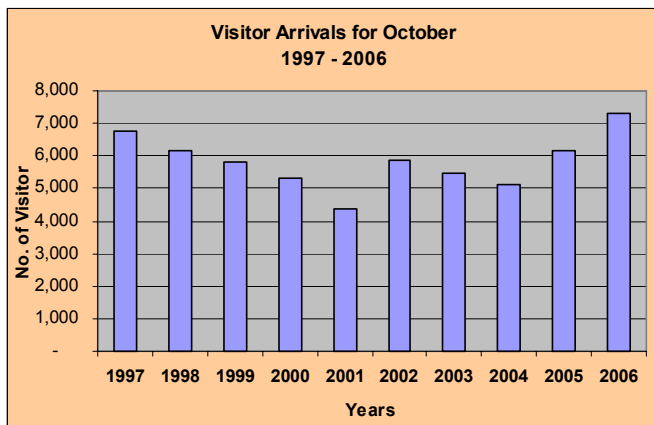




## Anguilla: Tourism Summary Report October 2006

### Overview

October, historically, is usually a slow period for tourists visiting the island. Visitor arrivals to Anguilla's during this month totaled 7,295 an 18% increase over October 2005 when 6,177 visitors came to the island. Total visitor arrivals for October 2006 were the largest recorded figure, over the past decade, when in 1997, 6,769 visitors came to Anguilla.



Visitors come to the island mainly for either pleasure or business. In the month of October 2006, 6,559 of the visitors to the island came for the purpose of vacationing while the other 736 came for business related purposes.

The U.S.A continued to be the country of residence from which most of the visitors to Anguilla originated, followed by Other Europe and then the Caribbean.

### Passenger Movements

#### Arrivals

Passenger movements – arrivals include Anguillians, as well as visitors, arriving at the Wallblake Airport, Blowing Point, and Sandy Ground ports. During the period under review 16,546 persons entered through the ports of Anguilla. The port of Blowing Point received 76% (12,599) of the total passenger arrivals. Passengers

arrivals to Anguilla through the port of Wallblake Airport numbered 2,966 (18%), while 981 (6%) used Sandy Ground as their port of entry.

#### Departures

Departures for the month October 2006 through the Wallblake Airport were 2,719 compared to the 1,291 in October 2005. The Blowing Point port recorded departures of 11,705 compared to 10,838 in the same month of 2005; while Sandy Ground port saw 988 passengers leaving compared to 70 in October 2005.

#### Tourists (Stay-Over Visitors)

During October 2006, 34% of the total number of visitors to Anguilla were tourists. This category of visitors experienced an increase of 20% (2,513) over the corresponding October 2005 total of 2,093.

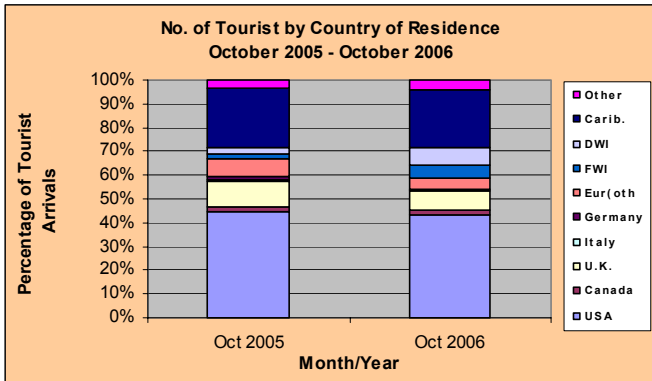
The Blowing Point port was the port of entry for 52% (1,309) of the tourists who visited Anguilla in the month under review as compared to the 853 tourist arrivals in October 2005. The Wallblake Airport and Sandy Ground registered 1,199 and 5 tourist arrivals respectively.

The average length of stay on Anguilla during the month of October 2006 decreased to 8.2 days from 8.3 days in October 2005.

36% of the tourists to Anguilla spent between 1-3 days on the island, 29% spent between 4-7 days while 18% spent between 8-15 days. 17% spent 16 or more days on Anguilla.

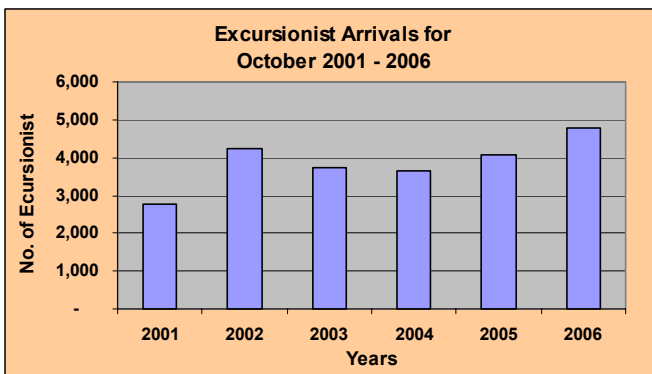


During this period under review, 1,086 (43%) of the tourists, originated from the United States of America, with the Caribbean being the second largest market with (627) 25% of the total tourist arrivals. Tourist arrivals from the United States of America and the Caribbean increased by 17% and 18% respectively over the corresponding October 2005 period. Similarly, the F.W.I and D.W. I. both showed some outstanding increases of 235% and 215% respectively, in tourist arrivals to Anguilla.



### Excursionists (Day Trippers)

Excursionists, by definition, are those types of visitors who visit a country but spend less than 24 hours in that country. The total number of excursionists to Anguilla's shores in October 2006 was 4,782, a 17% increase over the October 2005 total number of excursionists.



The data shows that over the past 6 years in October 2001 – 2006, October 2006 recorded the highest total of excursionist's arrivals for the years under review, with 551 more excursionists arrivals over the second highest October total in 2002 when 4,231 excursionists came to Anguilla.

Blowing Point continued to be the main port of entry for this type of visitor. In October 2006, 77% of the excursionists who came to Anguilla entered through this port. Sandy Ground and Wallblake Airport accounted for 976 and 108 of these day-trippers respectively.

Of the 10 categories in which the country of residence are grouped, the United States of America continued to be ranked as the main source market from which Anguilla's excursionists originate. During the period under review, 2,228 of this type of visitor were from the USA. The Other Europe was the second ranked source market where 749 of the 4,782 excursionists originated. Both D.W.I and the F.W.I individually, were the countries of origin for over 400 excursionists each.

There were increases in excursionist arrivals from seven of the source markets with decline from three. Other Europe was the source market, which experienced the largest increase of 88% in October 2006/2005. Conversely, the D.W.I experienced the largest decline of 32% over its October 2005 contribution.

### Cruise Passengers

There was no cruise ship data available up to the time of release of this report.