



# Tourism Statistics Summary

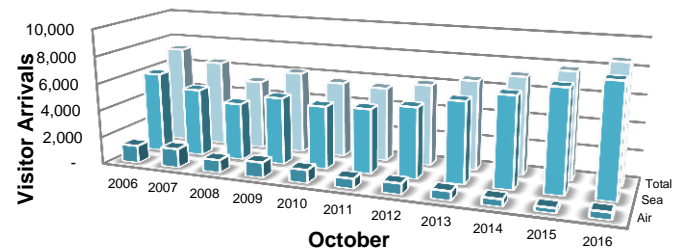
## October 2016

### OVERVIEW

October's overall visitor arrivals to Anguilla totalled 8,635, as the tourist season gradually commences; recording a monthly increase of 11.2% over its 2015 corresponding figure of 7,767. This is recorded as the second increase for 2016 after the first recorded monthly increase in July of 2.3% with all the other months recording monthly decreases. The largest comparative monthly decline was experienced in April and the smallest in June of 16.4% and 0.1% respectively. Visitor arrivals for October 2016 were the highest for the October periods dating back to 1993, with the second ranked figure of 7,767 registered in 2015, followed by 7,295 and 7,134, for 2006 and 2014 respectively.

This increase in October's visitor arrivals was due to the increase in both types of visitors; day-trippers (excursionists) and stay-over visitors (tourists) arrivals.

A review of October's visitors showed that 6.1% of the arrivals represented intended business travellers and the remaining 93.9%, vacationers. To date; January – October 2016, Anguilla has welcomed 145,481 visitors, a comparative decline of 5.9% (154,115) for the same period for 2015.



	2006	2007	2008	2009	2010	2011	2012	2013	2014	2015	2016
■ Air	1,307	1,412	944	1,140	974	741	807	666	536	366	530
■ Sea	5,988	5,029	4,248	4,977	4,645	4,757	5,194	5,913	6,598	7,401	8,105
■ Total	7,295	6,441	5,192	6,117	5,619	5,498	6,001	6,579	7,134	7,767	8,635

Figure 1: Visitor Arrivals, October 2006 - 2016

### PASSENGER MOVEMENT

Passenger arrivals (including both residents and visitors) were up 10.7%, totalling 15,670 from October's 2015 figure of 14,156 passengers.

Anguilla's inward passenger movement by sea continues to be the main mode of entry; as the seaports saw inward passengers of 14,740 (94.1%), of which, 12,807 (86.9%) passengers entered at the Blowing Point terminal and 1,933 (13.1%) at the Sandy Ground port. 930 (5.9%) passengers came into Anguilla via the Clayton J. Lloyd International Airport.

Passenger departures for October increased by 9.9% relative to the same period in 2015, to 14,632 compared to that recorded in 2015 of 13,310. Passenger departures via the seaports from Anguilla accounted for 94.4% (13,811), of which 11,896 (86.1%) passengers left through the Blowing Point terminal and 1,915 (13.9%) passengers made their exit from the Sandy Ground port. The Clayton J. Lloyd International Airport facilitated 5.6% (821) of the departures from Anguilla.

### TOURISTS (Stay-Over Visitors)

October's tourist or stay-over visitor arrivals to Anguilla increased by 14.3% from the same period in 2015 to 3,246 persons. This was the eighth monthly increase for the year 2016, with this period under review registering the second highest increase, preceded by July's 26.3% increase. The period under review registered the highest October figure dating back to 1993, followed by 2009, 2010 and 2012 with 2,985, 2,956 and 2,909 respectively.

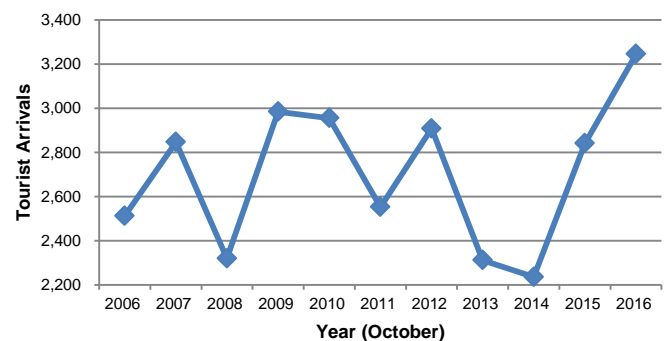


Figure 2: Tourist Arrivals, October 2006–2016

## TOURISTS (Stay-Over Visitors) *continued*

The average intended length of stay of tourists in Anguilla for the period under review was 6.7 days, an increase from October's 2015 6.6 days. The largest slice of tourists, 40.3% intended to spend 1-3 days in Anguilla. 35.5% of tourists wished to stay 4-7 days, followed by 13.6% for 8-15 days, 2.7% for 16-22 and 7.9% indicating they intended to stay 23 or more days.

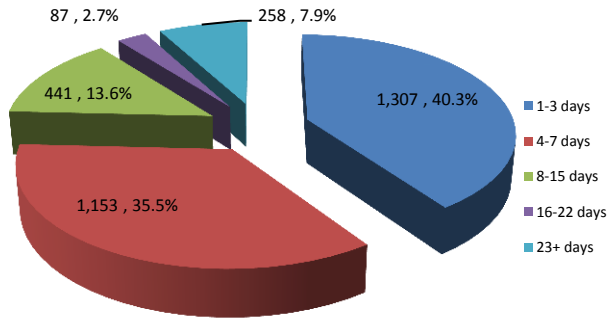


Figure 3: Tourist Arrivals by Length of Stay, October 2016

A review of the source markets for tourists visiting Anguilla during this period showed seven increases

that contributed to the overall upward movement in tourist arrivals with the highest increases over their 2015 corresponding figures were 'Canadian', 'Italian' and 'Other European' markets with 270.3%, 187.5%, and 74.7% respectively. The decreases were recorded by the 'French and Dutch West Indies' and the 'Caribbean' markets with 26.7% 20.8% and 4.3%.

Anguilla's main source market the "USA", experienced a 24.0% increase over the period, contributing 46.1% to the overall share of tourist arrivals.

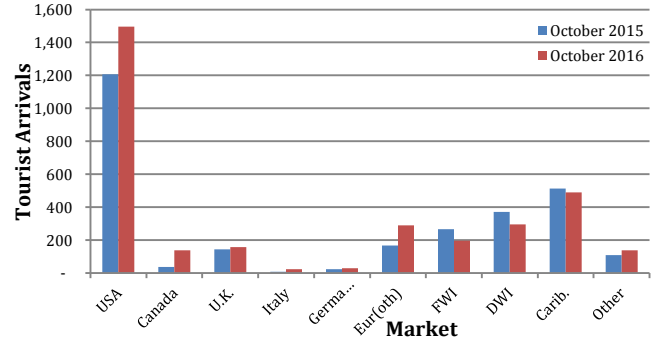


Figure 4: Tourist Arrivals by Country of Residence, October 2015 and 2016

## EXCURSIONISTS (Day Trippers)

Excursionist arrivals for the month under review recorded a monthly increase of 9.4%; 5,389 day-trippers, over the 4,926 during the same period in 2015. This was the first increase in this category for 2016 after the 9 consecutive monthly (Jan – Sept) decreases for these arrivals to the island for 2016. This was also the highest recorded amount of arrivals for the month 'October' dating back to 1993. The seaports were the main mode of entry with 98.8% of excursionists entering; of which 66.2% entered via the Blowing Point terminal. The Sandy Ground seaport welcomed 33.8%, though its terminal.

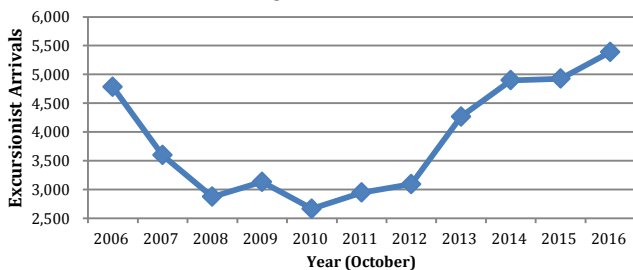


Figure 5: Excursionist Arrivals, October 2006–2016

Day trippers to Anguilla showed increases in seven (7) and decline in three (3) of the source markets, cumulatively contributing to the overall upward movement in this type of visitor. The largest increases were recorded in the 'French and Dutch West Indies' and U.K. market with 83.8%, 21.1% and 15.6% respectively. The decreases were recorded in the 'German', 'Canadian' and 'Other European' the markets with 31.3%, 17.9% and 4.8% respectively, over their corresponding 2015 figures.

Anguilla major source market the USA, held a share of 47.8% of this excursionists' market, experiencing a increase of 6.6% over 2015 figure.

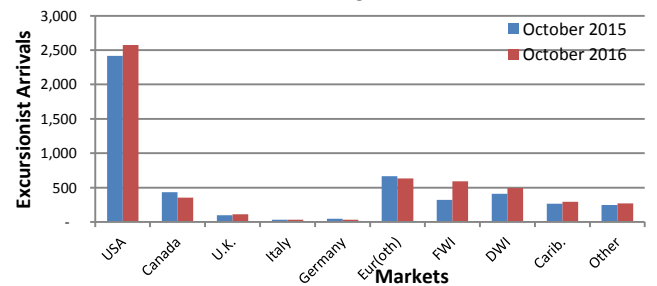


Figure 6: Excursionist Arrivals by Country of Residence, October 2015 and 2016

This report, along with other Tourism Data, is available at the Government of Anguilla Statistics Department's website: <http://gov.ai/statistics/tourism.htm>