



Anguilla Government Statistics Department

Tourism Statistics Summary- September 2009

OVERVIEW

September visitor arrivals were recorded as 3,815. It is customary for arrivals to decline sharply this period when compared to the previous month. However, the level of arrivals was below previous September arrivals; down 5.9% from September 2008, a successive decline after arrivals fell 26.9% in 2008/07.

Of the total visitor arrivals, 93.6% or 3,570 visitors came for vacation and the remaining 6.4% or 245 visitors indicated that they came to Anguilla on business.



PASSENGER MOVEMENT

Passenger arrivals of both residents and visitors to Anguilla slowed for September 2009 when compared to corresponding 2008 period, down 17.9% to 10,413 passengers. Blowing Point, the point of entry with the most traffic was the only port to see dramatic negative change in arrival movement.

The Wallblake Airport saw 1,732 passengers increasing 2.5% over 2008. The Sandy Ground seaport recorded 478 passengers, a 1.1% increase this period.

Passenger departures stood at 11,226 for the month of September 2009, a -13.0% decline in departures compared to the corresponding period in 2008.

The Blowing Point terminal handles the most traffic facilitating the departure of 8,757 individuals or 78.0% of all departures. The Wallblake Airport followed with 1,978 or 15.8% of passengers. The Sandy Ground seaport accommodated the departure of 491 passengers or 4.4%.

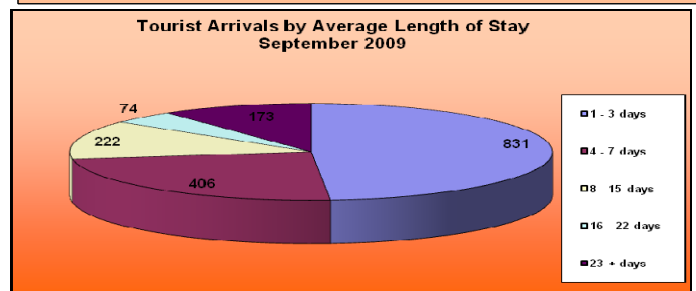
TOURISTS (Stay-Over Visitors)

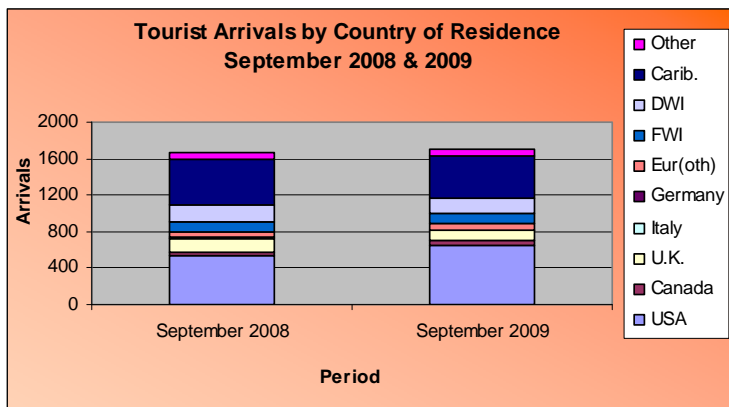
September 2009 was the first month for the year to show growth in arrivals compared to 2008, increasing marginally by 1.9% to 1,706 tourists.

The average intended length of stay of tourists fell from 9.0 days in 2008 to 6.9 days.

There were declines over the corresponding period in 2008 in the 4-7 days category by 4.7%, 8-15 days category by 12.9% and the 23+ category by 46.3%.

Most tourists 821 (48.7%) intended to stay on the island for 1-3 days, 23.8% intended to stay for between 4 and 7 days, 13.0% for 8-15 days and 4.3% for 16-22 days.





The United States of America (USA) is the main source market of tourists to Anguilla. For the period in review, this country group experienced an increase in arrivals by 4.0%; as did Canada by 81.0% and Italy by 6.5%.

While all other categories, including the Caribbean, which is the second largest source market, saw declines in arrivals compared to the same period in 2008, the Caribbean fell by 13.8%.

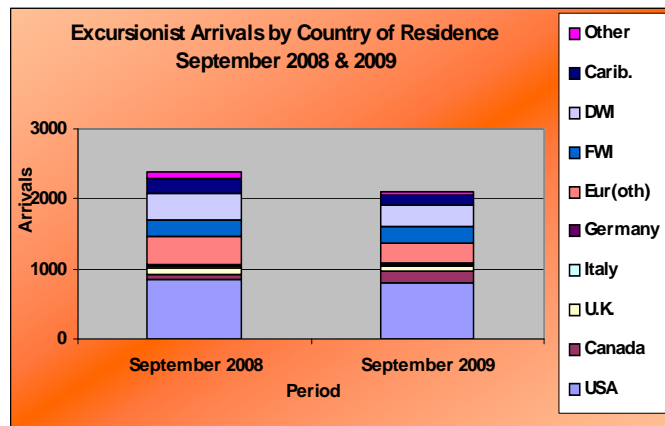
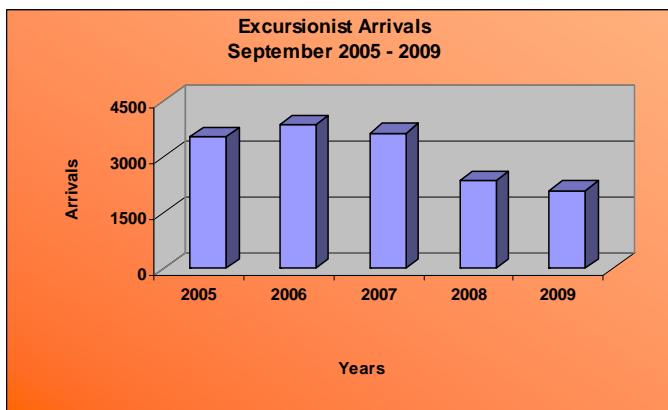
EXCURSIONISTS (Day Trippers)

Excursionist arrivals for this month were down for the third time in a row falling to 2,109 a decline by 11.4%. This level is even below the shock in arrivals experienced after 9/11.

The main port of entry for day trippers is the Blowing Point seaport admitting 1,614 or 76.5% of excursionist to the island. The Sandy Ground seaport followed with 475 or 22.5% of arrivals. With 0.9%, the final official port of entry is the Wallblake Airport with 20 day trippers.

Eight geographic location categories, as source markets for excursionists, saw declines in arrivals. Canada and Germany were the two exceptions to show improvements in excursionist arrivals by origin advancing 129.7% and 23.1% respectively.

The other eight of the ten country groups displayed were down when compared to September 2008. The USA, which is the main source market for this type of visitor, saw a 6.4% decline in arrivals. European countries (those not specified) saw a 27.3% fall and the Caribbean was down 32.5%.



This report, along with other Tourism Data, is available at the Government of Anguilla Statistics Department's website: <http://gov.ai/statistics/tourism.htm>

ANGUILLA STATISTICS DEPARTMENT
 OLD COURT HOUSE BUILDING
 P.O.BOX 60 | THE VALLEY | ANGUILLA
 BRITISH WEST INDIES
 Telephone: 1-264-497-5731 | Fax: 1-264-497-3986
 Email: statistics@gov.ai

'Sound Statistics for Sustainable Development'