



# Tourism Statistics Summary – September 2010

## OVERVIEW

International visitor arrivals to Anguilla for September 2010 showed a modest increase by 1.3%. Traditionally the slowest month of the year, in terms of visitor arrivals, the small increase this month was driven by tourist arrivals, which was up 3.3%, while excursionist arrivals declined marginally by 0.3%.

Visitor traffic into Anguilla was strongest at the Blowing Point terminal, with 68.8% of all arrivals at this port.

The majority of travellers, 90.0% came to Anguilla for vacation.

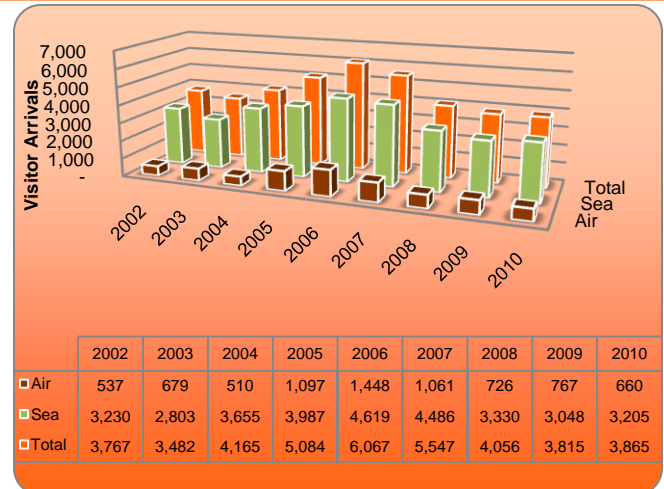


Figure 1: Visitor Arrivals: September 2002 – September 2010

## PASSENGER MOVEMENT

The movement of passengers, which is both residents and visitors, remained low for the period, suggestive of continued reduced movement by Anguilla residents.

Total passenger arrivals stood at 10,216, a 1.9% decline from 2009, to a level slightly lower than what was seen in 1998. Passenger traffic was strongest at the seaports, accounting for 86.7% of arrivals. Blowing Point terminal, the main port of entry saw 8,309 passengers (81.3%). The Sandy Ground port registered 545 arrivals (5.3%) and the Clayton J. Lloyd International Airport recorded 1,362 passengers (13.3%).

Passenger departures for the month in review were also at the lowest seen since the mid to late 90's when there were influencing factors such as hurricanes and in the new millennium the spin-off effects of 9-11. Compared to September 2009, departures were down 6.2% to 10,525 passengers.

Blowing Point terminal, the main port of exit, had 8,399 passengers (79.8%). The Clayton J. Lloyd Airport followed, with 1,581 departures (15.0%) and the Sandy Ground seaport dealt with 545 passengers, 5.2%.

## TOURIST (Stay-Over Visitors)

Tourist arrivals, totalling 1,763 stay-over visitors accounted for 45.6% of all visitor arrivals for the month. This is a 3.3% increase in arrivals over the corresponding period in 2009

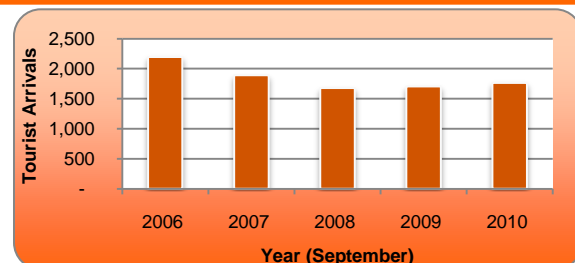


Figure 2: Tourist Arrivals, September 2006 – 2010

**Tourists (Stay- Over Visitors)** *continued*

The average length of stay of September 2010 tourists was 7.9 days. For closer detail, tourists were grouped into five periods; 36.8% of tourists, the modal group, stayed for 1-3 days, 30.2% between 4 - 7 days, 17.3% for 8-15 days, 2.7% spent 16-22 days and 13.0% stayed for 23 or more days.

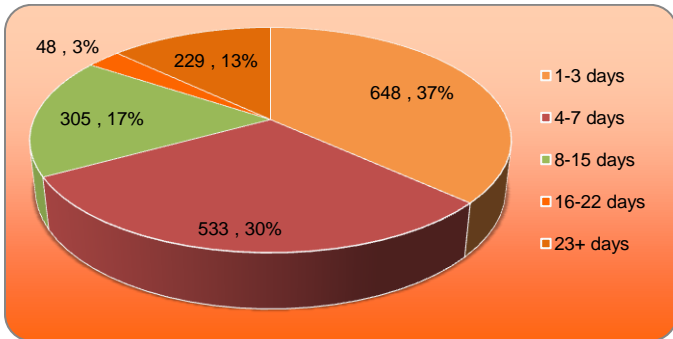


Figure 3: Tourist Arrivals by Length of Stay, September 2010

The USA and The Caribbean markets remained the largest sources for tourists during this period. The USA held a share of 36.4% of arrivals, followed by Caribbean with 28.2% and French and Dutch St. Martin/ St. Maarten cumulative of 15.5%. Many of these top markets showed decreased arrivals for the period when compared to 2009, except for Caribbean, up 6.9%.

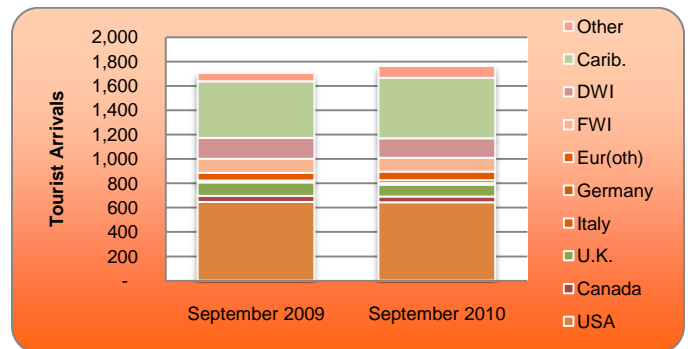


Figure 4: Tourist Arrivals by Country of Residence

**EXCURSIONISTS (Day Trippers)**

Excursionist arrivals for the month were about the same as in September 2009, with just a slight decrease by 0.3%.

The main port of entry for excursionist is the Blowing Point terminal, dealing with nearly three-quarters of all arrivals (71.7%). Sandy Ground cleared 25.9% excursionists and the Clayton J. Lloyd International Airport facilitated just 2.4% of all excursionist arrivals.

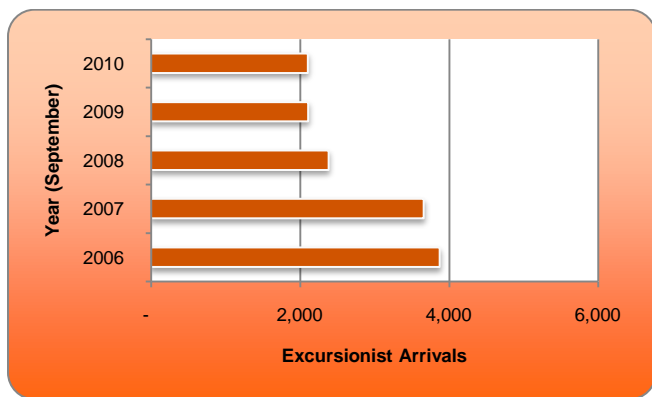


Figure 5: Excursionist Arrivals, September 2006 – 2010

Source markets such as Canada, Italy, Germany, Europe (Other), French St. Martin and Dutch St. Maarten showed notable declines in arrivals by 47.1%, 54.5%, 50.0%, 21.0%, 6.0% and 6.9%, in the same order stated.

The chief market for excursionist – USA- showed small growth for the period, up 1.5% over 2009. The Caribbean and Other markets also saw positive change by 61.7% and 127.4%, respectively.

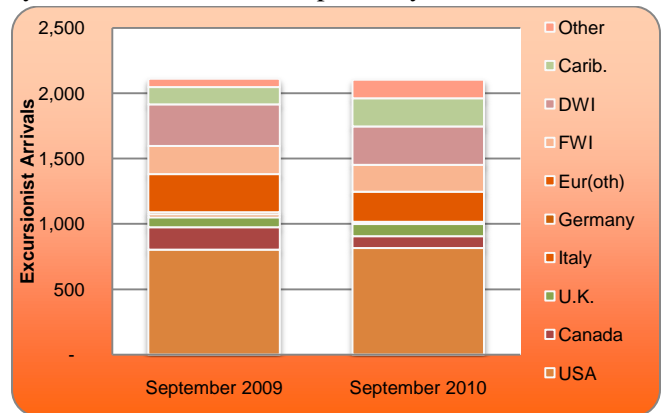


Figure 6: Excursionist Arrivals by Country of Residence

This report, along with other Tourism Data, is available at the Government of Anguilla Statistics Department’s website: <http://gov.ai/statistics/tourism.htm>

ANGUILLA STATISTICS DEPARTMENT  
 OLD COURT HOUSE BUILDING  
 P.O.BOX 60 | THE VALLEY | ANGUILLA  
 BRITISH WEST INDIES

Telephone: +(264) 497-5731 | Fax: +(264) 497-3986  
 Email: [statistics@gov.ai](mailto:statistics@gov.ai)