



GOVERNMENT OF ANGUILLA
 Anguilla Statistics Department
Tourism Statistics Summary
September 2021

September
2021/2020
ARRIVAL ANALYSIS
 Visitors: ↑ 45 – 443
 Tourists: ↑ 39 – 443
 Excursionists: ↓ 6 – 0

OVERVIEW

September's 2021 visitor arrivals data showed that 443 persons graced Anguilla's shores. This figure represents an increase over its corresponding September 2020 figure of forty-five (45) arrivals. Over the past 29 years, for which there is data available for any 'September' period; the lowest number of visitors registered in 2020, followed by 2021. As the COVID-19 pandemic continues to affect the world, Anguilla has welcomed 7,971 arrivals for the 3rd quarter of 2021 in comparison to the 90 arrivals for the same quarter in 2020. Anguilla has welcomed 16,304 arrivals to date, for the first three quarters of 2021. September recorded the lowest number of arrivals during 2021 to date, followed by the month of May 2021 with 601 visitors. Historically, this period under review accounts for the least number of monthly arrivals.

The majority; 86.9% (385) of the visitor arrivals, came with the intention of vacationing, while 13.1% (58) came with the intention of doing business.

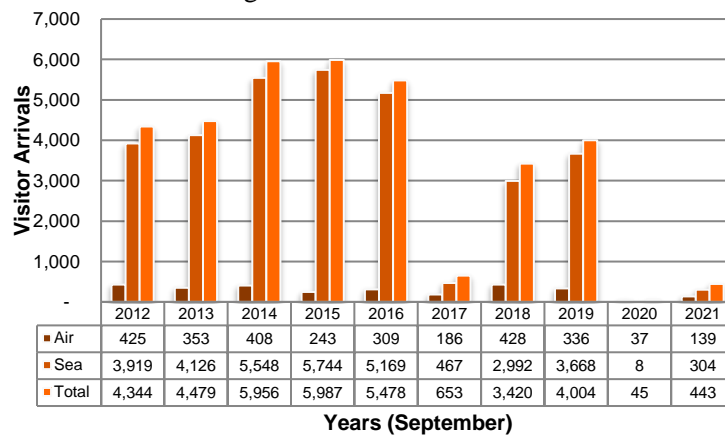


Figure 1: Visitor Arrivals: September 2011 – 2021

PASSENGER MOVEMENT

Passenger arrivals, which include both visitors and residents for this period under review, totaled 1,188, an increase from 119 over the corresponding 2020 September's figure. Anguilla's inward passenger movement by sea numbered 712 (59.9%) of total arrivals; of which (708) 99.4% of these arrivals entered via the Blowing Point terminal and the remaining 4 (0.6%) entered via the Sandy Ground port. Passenger arrivals by air at the Clayton J. Lloyd International Airport accounted for 476 (40.1%) of total passenger arrivals.

Departing passengers numbers also experienced an increase, but with a lower number, moving from a total of 154 in September 2020 to 1,206 in September 2021.

Outward passenger movement via the sea accounted for 676 (56.1%), of all departures. The majority of the passengers departing were facilitated through a seaport with the Blowing Point terminal saw 672 (99.4%) of total departures by sea and 4 (0.6%) passengers departing via the Sandy Ground port.

By air, 530 (43.9%) passengers departed Anguilla through the Clayton J. Lloyd International Airport.

TOURISTS (Stay-Over Visitors)

Tourists (stay-over visitors) to Anguilla for the month of September 2021 totaled 443, an increase over its corresponding September 2020 total of 39 tourists. Data for any 'September' period as far back as 1993, shows that this 2021 total was the third lowest figure. The previous year 2020 registering the lowest September arrivals with 39 and the second lowest was registered in September 2017 with 351 arrivals, the month in which Anguilla was affected by the passage of hurricane Irma.

The 3rd quarter tourist arrivals to Anguilla's shores totalled 7,959 and to date Anguilla has welcomed 16,281 tourists.

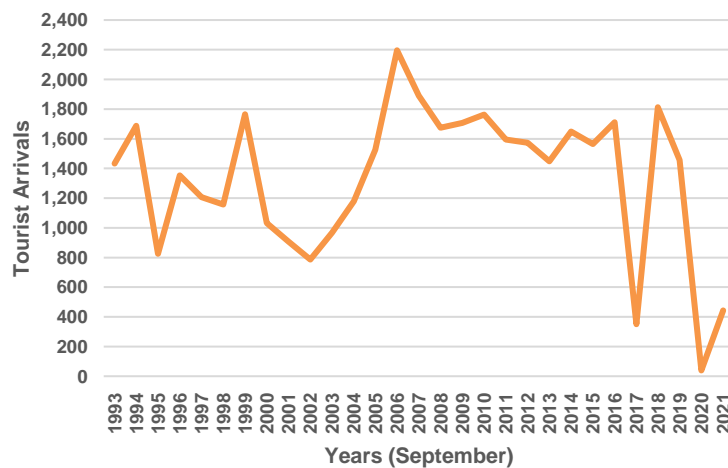


Figure 2: Tourist Arrivals, September 1993 – 2021

Tourists (Stay-Over Visitors) *continued*

The intended average length of stay for tourists decreased to 14.4 days from the 18.4 days in September 2020. This average length of stay was the longest length of stay intended for the year 2021. The majority of tourist arrivals during this period under review; 45.8%, intended to stay for 23 or more days, followed by 23.3% for 4 to 7 days, 15.8% who intended to stay for between 8 to 15 days, 12.6% intended to stay for 1 to 3 days and 2.5% indicated 16 to 22 days.

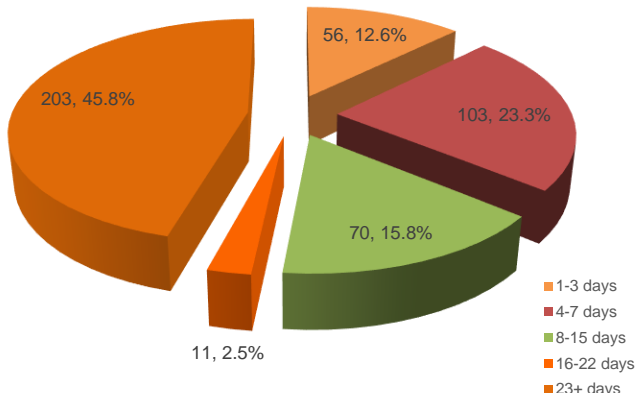


Figure 3: Tourist Arrivals by intended Length of Stay, September 2021

A review of the ten source markets from which the 443 tourists to Anguilla originated, showed that all of the sources markets contributed to this overall figure. All the source markets recorded increases from their corresponding September 2020 period, except for the ‘German’ market, which recorded no change. The ‘Italian’ and the ‘Dutch West Indies’ markets were the only two markets that recorded no arrivals in their corresponding 2020 period. The majority of the tourists, 55.1% originated from the ‘USA’ market, followed by the ‘Caribbean’ and the ‘Other’ source markets with 12.4% and 11.3% respectively.

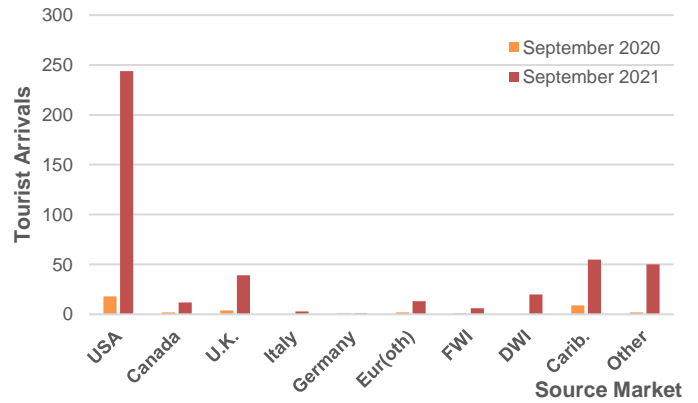


Figure 4: Tourist Arrivals by Country of Residence September 2020 & 2021

EXCURSIONISTS (Day Trippers)

For this month under review, there were no recorded excursionist arrivals, in comparison to the six (6) arrivals a year ago, in the corresponding 2020 period. Arrivals of this type of visitor have been greatly impacted since the COVID-19 pandemic, as this type of visitor to Anguilla is usually a tourist visiting St. Maarten/St. Martin who travels to Anguilla on a day trip to enjoy the beaches and hospitality for a day. Anguilla has implemented precautionary measures to ensure the safety of its inhabitants with mandatory screening and a quarantine period, which may have inhibited day-trippers from visiting.

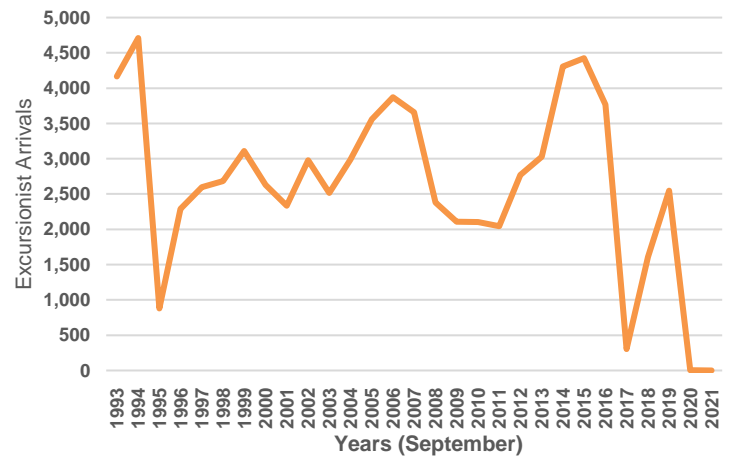


Figure 5: Excursionist Arrivals, September 1993 – 2021

This report, along with other Tourism Data, is available at the Government of Anguilla Statistics Department’s website: http://statistics.gov.ai/StatisticsDepr/Tourism2_4_5