



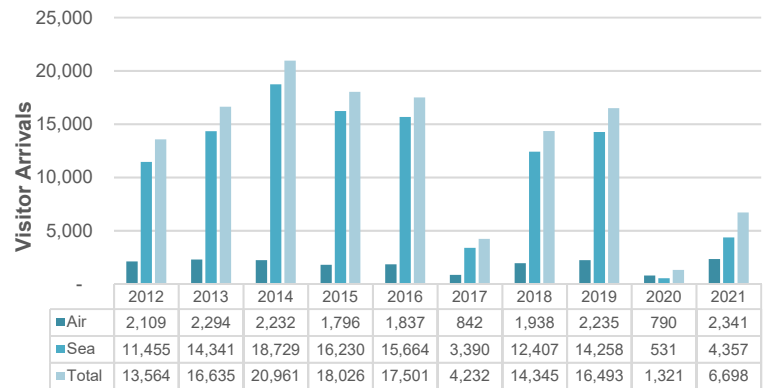
Tourism Statistics Summary December 2021

OVERVIEW

December's visitor arrivals to the shores of Anguilla numbered 6,698 persons, an increase over its corresponding December 2020 figure of 1,321 persons, which is the lowest ranked December figure, when reviewing documented data as far back as 1993. This December total ranked the fourth lowest for any 'December' month on record.

December 2021 marks the end of the 4th quarter; contributing just over half (1/2) of the 12,392 visitor arrivals to the quarter's total. This being six (6) times the corresponding total recorded for 2020 of 2,081 arrivals. Additionally, Anguilla welcomed 28,696 visitors during the entire year 2021. December's total is the highest 2021 monthly visitor total, followed by July with 4,889 and September with the lowest, 443 visitors.

The majority, 95.7% of the visitor arrivals were tourists (stay-over visitors) to the island of which 98.3% came to vacation, while 1.3% came intending to do business.



December
Visitor Arrivals, December 2012 - 2021

PASSENGER MOVEMENT

Passenger arrivals (including both residents and visitors) for December 2021 totalled 7,937 an increase when compared to December's 2020 corresponding figure of 1,611 passengers.

During this period under review, the majority of the passenger arrivals, 5,137 (64.7%) were welcomed via the seaports, of which; 4,686 (91.2%) passengers were welcomed through the Blowing Point terminal and 451 (8.8%) passengers via the Sandy Ground port. Clayton J. Lloyd International Airport with 2,800 (35.3%) of total passengers.

Passenger departures similarly to arrivals recorded an increase but with a lower rate, with 6,426 persons as compared to 1,139 passenger departures recorded in December 2020.

Passenger departures via the seaports of Anguilla processed the majority of these departures; 4,221 (65.7%), of which 3,763 (89.1%) left via the Blowing Point terminal and 458 (10.9%) left via the Sandy Ground port. The Clayton J. Lloyd International Airport facilitated 2,205 (34.3%) of the total departures from Anguilla.

TOURISTS (Stay-Over Visitors)

December's tourist (stay-over visitors) arrivals to Anguilla for 2021 numbered 6,407 from the corresponding December 2020 figure of 1,321 arrivals. When reviewing data spanning from 1993 – 2021, this December figure was recorded as the sixteenth (16th) lowest figure for any December period, increasing from the lowest December figure in 2020. December's arrivals were the highest monthly figure within the year 2021, followed by the month of July with 4,884.

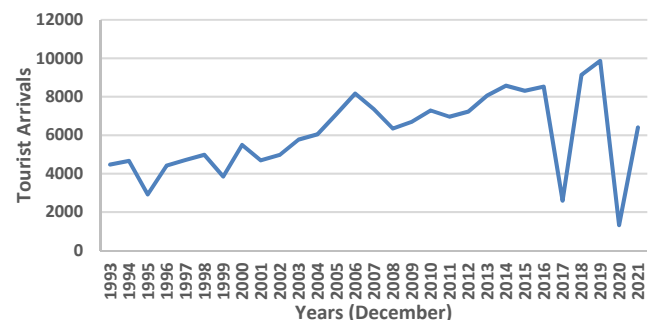


Figure 1: Tourist Arrivals, December 1993–2021

TOURISTS (Stay-Over Visitors) *continued*

The average intended length of stay of tourists in Anguilla for the period under review was 8.7 days from the 11.7 days in December 2020. The majority, 47.9% of tourists intended to spend 4-7 days in Anguilla, while 29.6% of tourists planned to stay 8-15 days, followed by those, 11.1% who stated they intended to stay 1-3 days. The remaining tourists; 7.7% and 3.6% intended to stay 23 or more days and 16-22 days respectively.

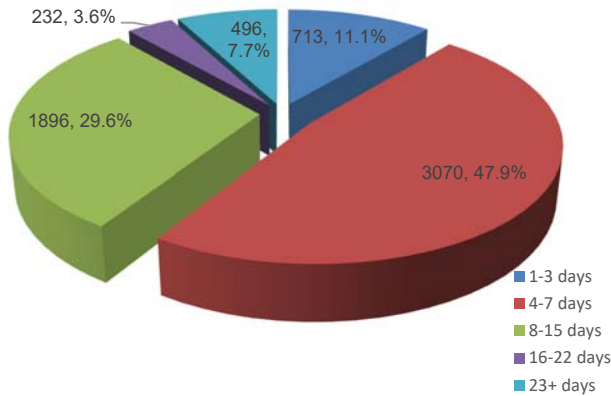


Figure 2: Tourist Arrivals by Length of Stay, December 2021

A review of the source markets for the 6,407 tourists visiting Anguilla during December 2021 showed that all the source markets contributed to this overall total and its increase. The ‘USA’, ‘Canada’, ‘U.K.’, ‘Other Europe’ and ‘Other’ source markets accounted for the larger shares of the tourist arrivals 77.1% (4,938), 6.5% (415), 4.2% (269), 4.1% (263) and 3.2% (206) respectively.

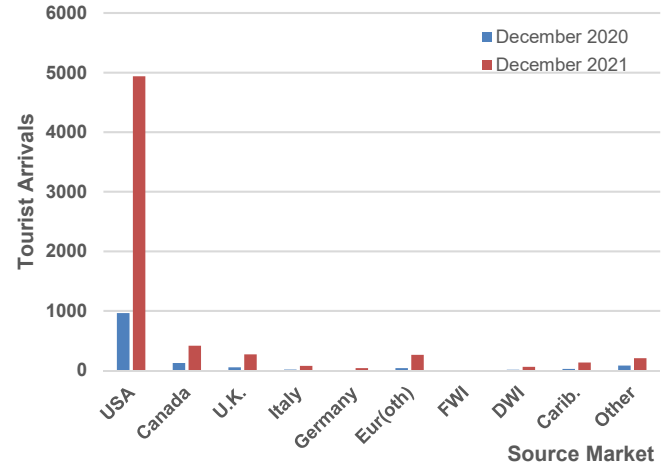


Figure 3: Tourist Arrivals by Source Market, December 2020 and 2021

EXCURSIONISTS (Day Trippers)

Excursionist arrivals for the month under review numbered 291 and its corresponding December 2020 figure, recorded as zero (0). This number of day-trippers was the highest monthly recorded figure for 2021, ahead of the seven (7) recorded in August.

Arrivals of this type of visitor have been noticeably impacted since the COVID-19 pandemic, as this type of visitor to Anguilla is usually a tourist visiting St. Maarten/St. Martin travels to Anguilla on a day trip to enjoy our beaches and hospitality for a day.

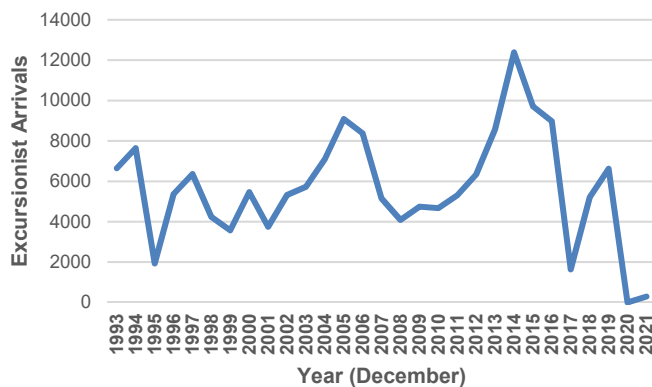


Figure 4: Excursionist Arrivals, December 1993 – 2021

All source markets contributed to this 291 arrivals for December 2021. The majority came from the Other European Countries with 32.0% (93) of arrivals, followed by the USA with 30.6% (89) and Germany with 41 (14.1%).

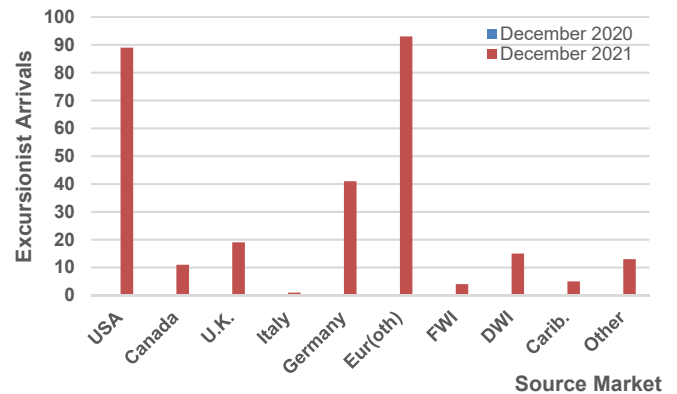


Figure 5: Excursionist Arrivals by Source Market, December 2020 and 2021

This report, along with other Tourism Data, is available at the Government of Anguilla Statistics Department’s website:

http://statistics.gov.ai/StatisticsDept/Tourism2_4_5

ANGUILLA STATISTICS DEPARTMENT
P.O.BOX 60 | THE VALLEY | ANGUILLA
BRITISH WEST INDIES

Telephone: + (264) 497-5731 | Fax: + (264) 497-3986

Email: statistics@gov.ai