



GOVERNMENT OF ANGUILLA
 Anguilla Statistics Department
Tourism Statistics Summary
March 2022

March 2022/2021
ARRIVAL ANALYSIS
 Visitors – 2,405 - 8,303
 Tourists – 2,403 – 7,451
 Excursionists – 2 - 852

OVERVIEW

March's 2022 visitor arrivals data showed that 8,303 visitors graced Anguilla's shores, an increase of more than three times its corresponding figure of 2,405 in 2021. Over the past 30 years for which there is data for any March period, March 2022 registered the fifth lowest number of visitors.

The increase in visitor arrivals for this period under review was positively impacted by the arrivals from both types of visitors; tourists (stay-overs) and excursionists (day-trippers). This month specifically, March 20, 2020 marks the two-year anniversary since the pandemic, which required Anguilla to close its borders to mitigate the spread of the virus.

March marks the end of the first quarter for 2022, recording

21,012 visitors, with January and February contributing 5,290 and 7,419 respectively to the quarter's visitor's total.

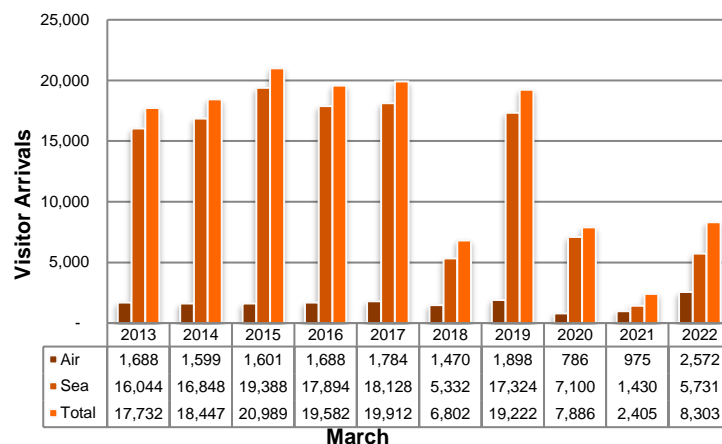


Figure 1: Visitor Arrivals: March 2013 – 2022

PASSENGER MOVEMENT

Passenger arrivals, which include both visitors and residents for this period under review, increased from 2,493 in 2021 to 10,526 in 2022. Anguilla's inward passenger movement by sea numbered 7,357 (69.9%) of arrivals; of which, 6,752 (91.8%) of sea passenger arrivals entered at the Blowing Point terminal and 605 passengers (8.2%) arrived at the Sandy Ground terminal. Passenger arrivals by air at the Clayton J. Lloyd International Airport accounted for 3,169 (30.1%) of total passenger arrivals.

Departing passengers recorded an increase from 1,890 in 2021 to 10,701 in 2022.

Of the three ports of exit, the two seaports cumulatively accounted for 7,333 (68.5%), of all departures, of which, the Blowing Point terminal facilitated the movement of 6,759 (92.2%) passengers and Sandy Ground 574 (7.8%) passengers.

By air, 3,368 (31.5%) passengers departed Anguilla through the Clayton J. Lloyd International Airport.

TOURISTS (Stay-Over Visitors)

Tourists (stay-over visitors) to Anguilla for the month of March 2022 totalled 7,451, three times the amount of its corresponding 2021 figure of 2,403. For data as far back as 1993, tourist arrivals in March 2022 increased to the ranked position of twentieth (20th) after being the lowest ever-recorded figure in March 2021 for the past 30 years for which there is data.

Tourist arrivals for the 1st quarter of 2022 totalled 18,822, an increase from its corresponding 2021 figure, which recorded the lowest quarterly figure with 4,503 for the past 30 years for which data is available. March recorded the most tourist within the first quarter 2022, followed by February and

January with 6,616 and 4,755 arrivals respectively.

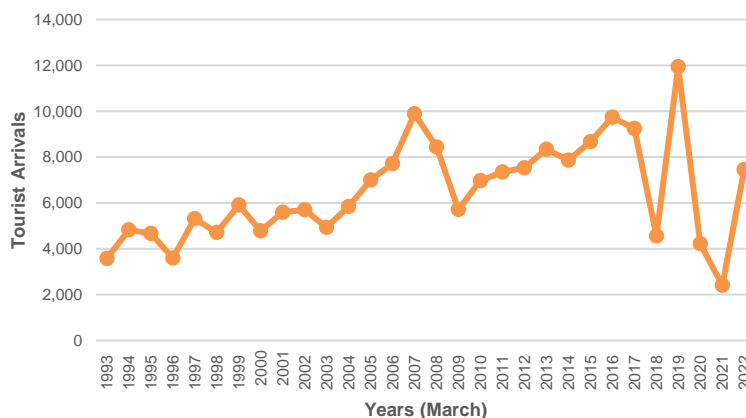


Figure 2: Tourist Arrivals, March 1993 - 2022

Tourists (Stay-Over Visitors) *continued*

The intended average length of stay of tourists decreased to 7.5 days from the 8.8 days in March 2021. The majority of tourist arrivals, more than half; 63.1% intended to stay for 4 to 7 days, followed by 19.7% of whom intended to stay for between 8 to 15 days, 10.3% intended to stay for 1 to 3 days, 5.0% for 23 or more days and 2.0% indicated 16 to 22 days.

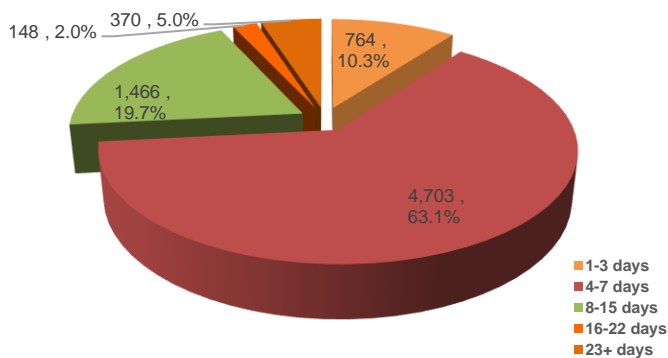


Figure 3: Tourist Arrivals by intended Length of Stay, March 2022

A review of the ten (10) source markets from which tourists to Anguilla originate showed that all of the source markets contributed to this monthly increase. The largest number of arrivals was recorded by Anguilla’s main source market the ‘USA’, with a 79.9% share of the tourist market, followed by the ‘Canadian’ markets with 8.0%, the ‘UK’ and ‘Other Europe’ markets both with 2.8% of the total.

Anguilla’s main tourists source market; the USA experienced an increase that more than doubled its corresponding 2021 figure, from 2,149 to 5,951 arrivals.

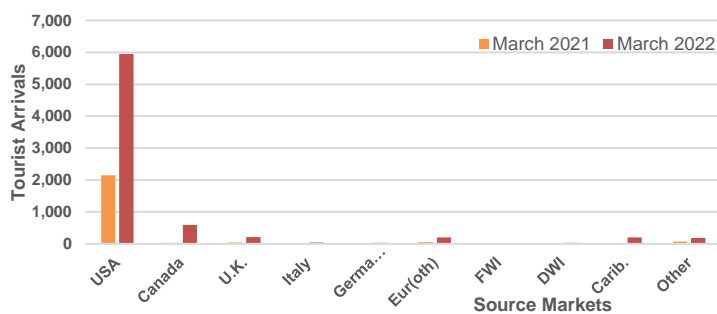


Figure 4: Tourist Arrivals by Country of Residence, March 2021 & 2022

EXCURSIONISTS (Day Trippers)

Excursionist arrivals for this period under review March 2022 recorded 852 arrivals, up from the recorded figure of two (2) in March 2021.

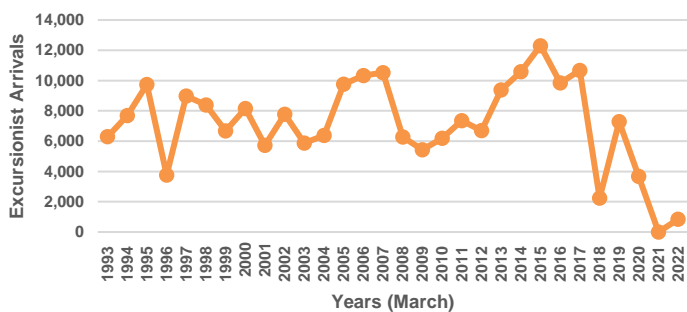


Figure 5: Excursionist Arrivals, March 1993 - 2022

This type of visitor to Anguilla is usually a tourist visiting St. Maarten/St. Martin who travels to Anguilla on a day trip to enjoy our beaches and hospitality for a day. To date, there has been some ease to the restrictions, which may have caused the increase in this type of visitor, contrary to the precautionary measures in 2021 to ensure the safety of its habitants with mandatory screening and a quarantine period, which may have inhibit day-trippers from visiting.

Review of the data showed that all source markets contributed to this increase over the two (2) excursionists’ arrivals. The largest percentage of excursionists’ arrivals during this period under review originated from ‘Other European’ countries with 35.1% of the market, followed by the ‘USA’ and ‘Canadian’ markets with 34.0% and 7.6% respectively.

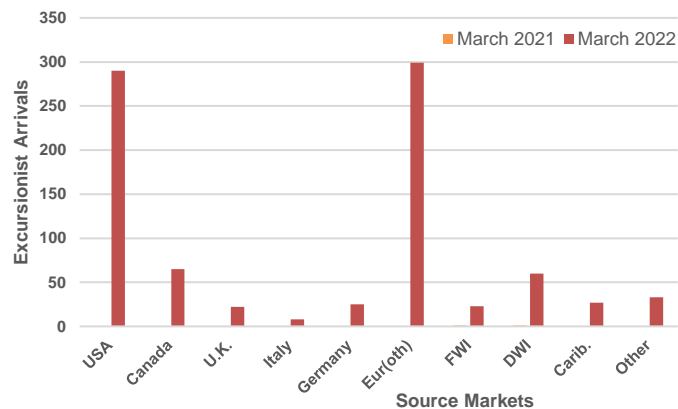


Figure 6: Excursionist Arrivals by Country of Residence, March 2021 & 2022

This report, along with other Tourism Data, is available at the Government of Anguilla Statistics Department’s website:

http://statistics.gov.ai/StatisticsDept/Tourism2_4_5

ANGUILLA STATISTICS DEPARTMENT
 P.O.BOX 60 | THE VALLEY | ANGUILLA
 BRITISH WEST INDIES
 Telephone: + (264) 497-5731 | Fax: + (264) 497-3986
 Email: statistics@gov.ai

'Sound Statistics for Sustainable Development'