



GOVERNMENT OF ANGUILLA
 Anguilla Statistics Department
Tourism Statistics Summary
May 2021

May 2021 - 2022
ARRIVAL ANALYSIS
 Visitors: 601 – 7,440
 Tourists: 601 – 6,573
 Excursionists: 0 – 867

OVERVIEW

May's 2022 visitor arrivals data showed that 7,440 persons graced Anguilla's shores, just over 12 times the arrivals in the corresponding 2021 figure of 601 arrivals. This figure was the fourth (4th) lowest number of visitors to grace our shores, based on the data spanning from 1993 – 2022 with May 2020 and 2021 recorded as the lowest (3) and second lowest (601) respectively.

The increase in visitor arrivals was as a result of increases in both types of visitors; tourists and excursionists. Anguilla welcomed 37,219 visitors between the period January to May 2022.

The majority; 97.1% of the visitor arrivals, came with the intention of vacationing, while 2.9% came with the

intention of doing business.

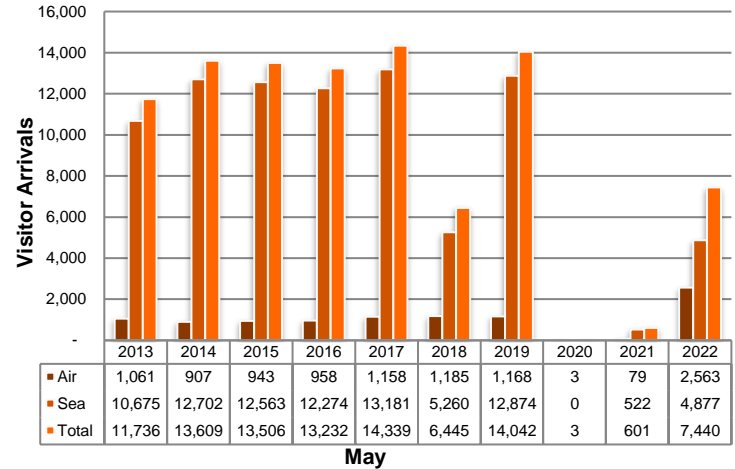


Figure 1: Visitor Arrivals: May 2013 – 2022

PASSENGER MOVEMENT

Passenger arrivals, which include both visitors and residents for this period under review, totaled 10,611, an increase from 717 for the corresponding 2021 period's figure.

Anguilla's inward passenger movement by sea numbered 7,414 (69.9%) of total arrivals; of which 7,215 (97.3%) of the sea passenger arrivals entered via the Blowing Point terminal and 199 (2.7%) via the Road Bay port. Passenger arrivals by air at the Clayton J. Lloyd International Airport accounted for 3,197 (30.1%) of total passenger arrivals.

Departing passenger numbers experienced an increase moving from 661 in May 2021 to 10,362 in May 2022.

Outward passenger movement via sea accounted for 7,343 (70.9%), of which 7,165 (97.6%) passengers exited via the Blowing Point terminal and 178 (2.4%) of the departures left via the Road Bay port.

By air, 3,019 (29.1%) passengers departed Anguilla through the Clayton J. Lloyd International Airport.

TOURISTS (Stay-Over Visitors)

Tourists (stay-over visitors) to Anguilla for the month of May 2022 totaled 6,573, an increase over its corresponding 2021 figure of 601 arrivals. Data for any 'May' period for as far back as 1993, shows that tourist arrivals dropped from the highest recorded figure in May 2019 of 8,166 to an all-time low of "0" arrivals in May 2020, followed by the second lowest figure in 2021. However, the period under review registered the fourth (4th) largest number of tourists to grace Anguilla shores.

For the period January to May 2022, Anguilla welcomed 33,347 tourists. The month of May 2022 recorded the fourth (4th) highest number of tourists, with the previous month, April recording the highest number with 7,943.

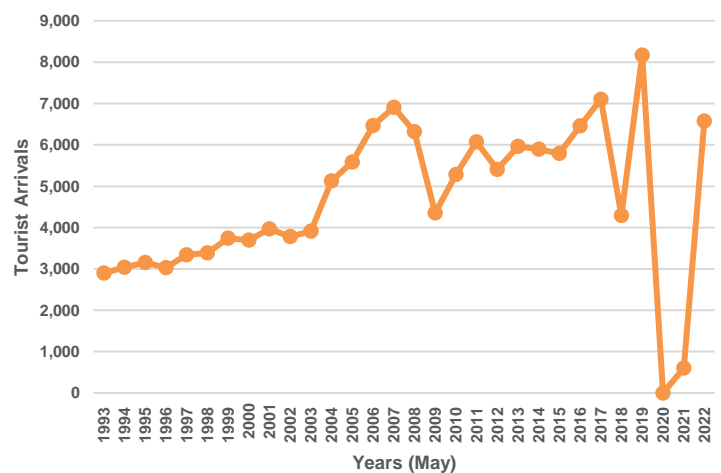


Figure 2: Tourist Arrivals, May 1993 – 2022

Tourists (Stay-Over Visitors) *continued*

The intended average length of stay of tourists decreased to 7.0 days from 8.6 days in May 2021. During this period under review, the majority of this type of tourist arrivals with more than half, 63.1% of the arrivals intended to stay for 4 to 7 days, followed by 16.3% of whom intended to stay for between 1 to 3 days. 12.4% intended to stay for 8 to 15 days, 6.7% for 23 or more days and 1.4% indicated 16 to 22 days.

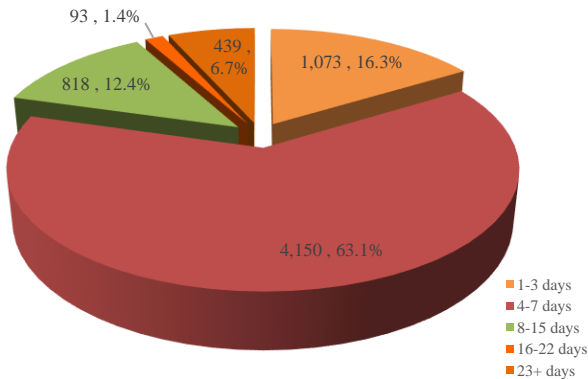


Figure 3: Tourist Arrivals by intended Length of Stay, May 2022

A review of the ten source markets from which the 6,573 tourists to Anguilla originated, showed that Anguilla’s main tourist market, the USA accounted for the majority, with a 78.7% (5,172) share of this tourist market. The ‘Other European’ and ‘Caribbean’ source markets followed both with 3.7%. The smallest percentage share was recorded by the German and Italian markets with 0.4% each.

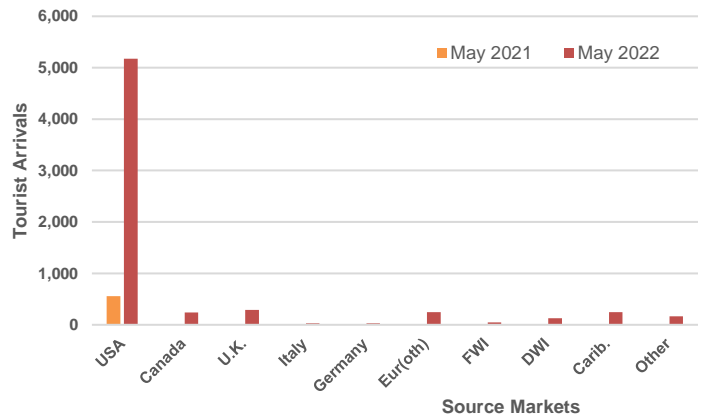


Figure 4: Tourist Arrivals by Country of Residence May 2021 & 2022

EXCURSIONISTS (Day Trippers)

For this month under review May, there were 867 excursionist arrivals, in comparison to one year ago, when zero ‘0’ excursionist arrivals were recorded in 2021 corresponding period.

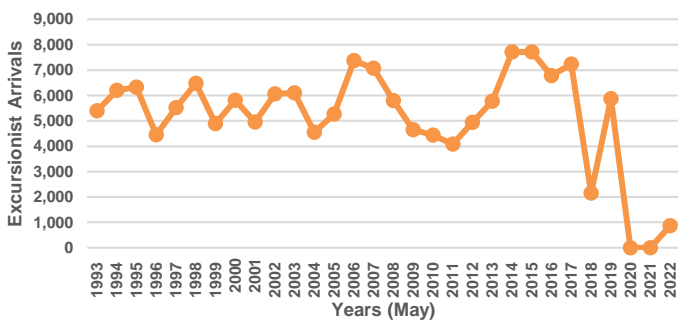


Figure 5: Excursionist Arrivals, May 1993 – 2022

Arrivals of this type of visitor were impacted since the COVID-19 pandemic, as this type of visitor to Anguilla is usually a tourist visiting St. Maarten/St. Martin who travels to Anguilla on a day trip to enjoy our beaches and hospitality. Anguilla implemented precautionary measures to ensure the safety of its inhabitants with mandatory screening and a quarantine period, which may

have inhibited day-trippers from visiting. To date, there has been some ease to the restrictions, which may have resulted in the increase in the number of this type of visitor.

A review of the excursionist arrivals for the May 2022 showed that all source markets contributed to this figure over the zero ‘0’ arrivals in May 2021. Excursionists from the ‘USA’ contributed the most to this figure with 39.7%, followed by the ‘Other European’ market with 24.1% and the ‘Dutch West Indies’ with 11.3%.

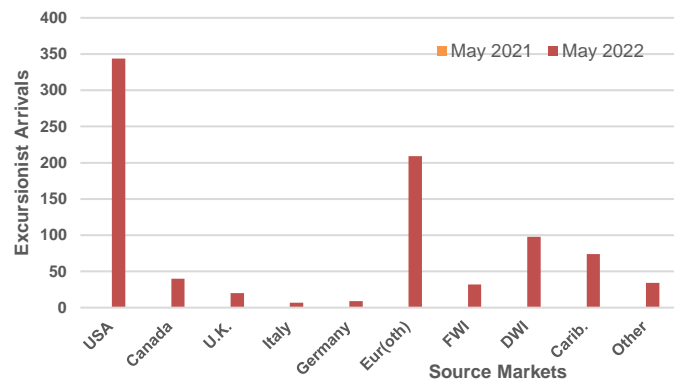


Figure 6: Excursionist Arrivals by Country of Residence May 2021 & 2022

This report, along with other Tourism Data, is available at the Government of Anguilla Statistics Department’s website:

http://statistics.gov.ai/StatisticsDept/Tourism2_4_5

ANGUILLA STATISTICS DEPARTMENT
 P.O.BOX 60 | THE VALLEY | ANGUILLA
 BRITISH WEST INDIES
 Telephone: + (264) 497-5731 | Fax: + (264) 497-3986
 Email: statistics@gov.ai

‘Sound Statistics for Sustainable Development’