



# Tourism Statistics Summary

## December 2024

### OVERVIEW

December's 2024 visitor arrivals to the shores of Anguilla numbered 23,871; an increase of 24.5% over its corresponding December 2023 figure of 19,178. This figure under review is registered as the highest number of arrivals for any December period spanning from 1993 – 2024. The years 2014 and 2023 followed registering the second highest (20,961) and third highest (19,178) totals respectively.

The increase in visitor arrivals for the period December 2024 was due to the increase in arrivals for both; stay-overs and day-trippers, to the island. The majority; 99.3% of the visitor arrivals, came with the intention of vacationing, while 0.7% came with the intention of doing

business.

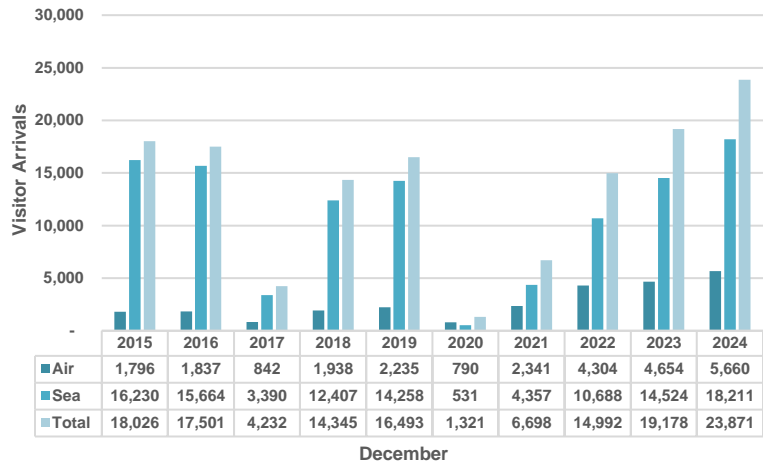


Figure 1: Visitor Arrivals, December 2015 - 2024

### PASSENGER MOVEMENT

Passenger arrivals (including both residents and visitors) for December 2024 totalled 31,757, an increase of 19.5% over the corresponding December 2023 figure of 26,579 passengers.

The seaports recorded the higher number of inward passenger movement with 24,982 (78.7%) of total passengers, of which 16,981 (68.0%) entered via the Blowing Point terminal and 8,001 (32.0%) via the Road Bay port. The Clayton J. Lloyd International Airport welcomed 6,775 (21.3%) of the total passengers.

Passenger departures for December 2024 recorded an increase over its corresponding 2023 figure of 24,932 passengers with 21.1%, registering 30,199 outbound passengers.

Passenger departures via the seaports of Anguilla numbered 24,327 (80.6%), of which 16,339 (67.2%) left through the Blowing Point terminal and 7,988 (32.8%) via the Road Bay port. The Clayton J. Lloyd International Airport facilitated 5,872 (19.4%) of the total departures from Anguilla.

### TOURISTS (Stay-Over Visitors)

December's tourist (stay-over visitors) arrivals to Anguilla for 2024 numbered 13,205; with an increase of 12.5% over its corresponding December 2023 figure of 11,736 arrivals. This period under review registered the highest figure for any December period when reviewing data spanning from 1993 – 2024. December 2023 followed with the second highest total of tourist arrivals with 11,736 and December 2019 with 9,868 arrivals being the third highest.

Tourist arrivals for December 2024 represents 55.3% of total visitor arrivals. Anguilla welcomed 111,639 tourists for the year of 2024, the highest number of tourist arrivals

to Anguilla's shores, since the collection of data.

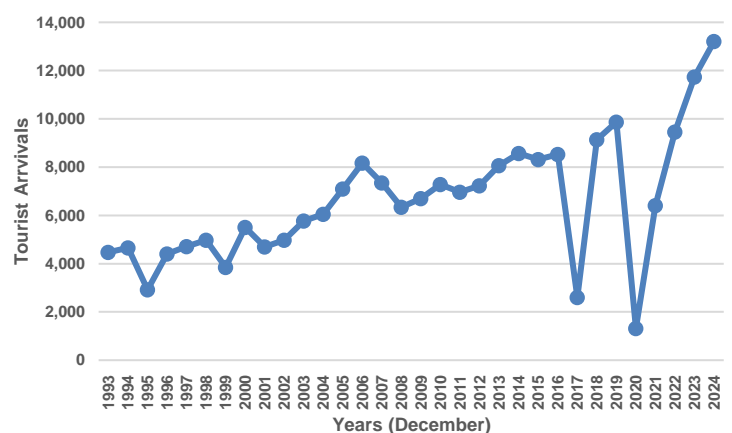


Figure 2: Tourist Arrivals, December 1993–2024

## TOURISTS (Stay-Over Visitors) *continued*

The average intended length of stay of tourists in Anguilla for the period under review was 6.7 days; a decrease from the 7.0 days recorded in December 2023. The majority of tourists, 44.2% intended to spend 4-7 days in Anguilla, while 29.8% of tourists planned to stay 1-3 days, followed by 19.2% who stated they intended to stay 8-15 days. The remaining tourists 4.9% and 1.9% intended to stay 23 or more days and 16-22 days respectively.

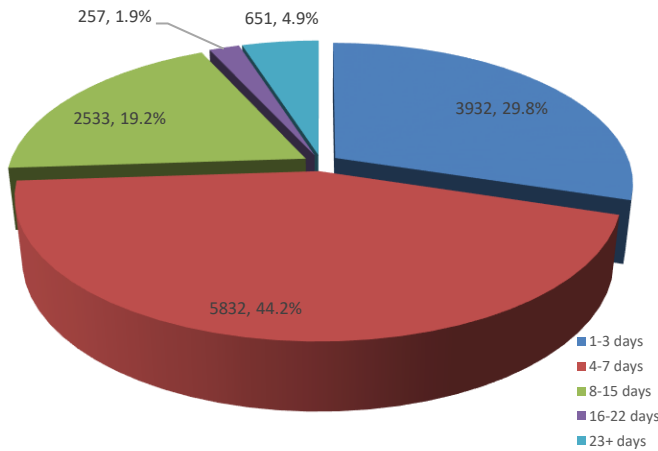


Figure 3: Tourist Arrivals by Length of Stay, December 2024

A review of the source markets for December 2024, from which the 13,205 tourists visiting Anguilla originated, showed that seven (7) source markets registered increases over their 2023 corresponding figures. Anguilla’s main source market, the ‘USA’ accounted for majority, 70.6% (9,317) of the tourist arrivals; an increase of 14.3% over the corresponding December 2023 figure. The Canadian and ‘Caribbean’ markets followed with shares of 6.8% (896) and 4.8% (636) of the tourist market respectively. The markets that recorded declines in percentage terms, over their corresponding December 2023 figures were the ‘German’, ‘French and Dutch West Indies’ markets respectively.

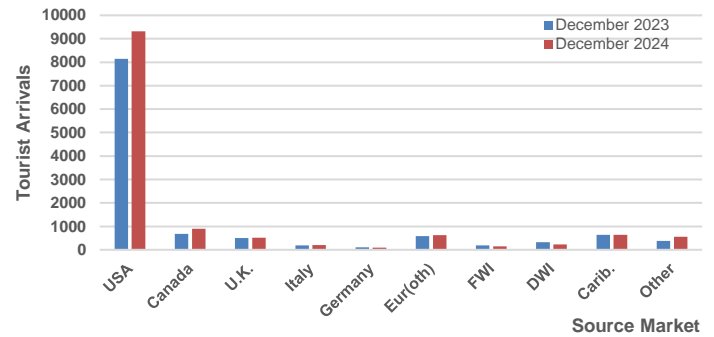


Figure 4: Tourist Arrivals by Source Market, December 2023 and 2024

## EXCURSIONISTS (Day Trippers)

Excursionist arrivals for the month under review numbered 10,666, an increase of 43.3% over its corresponding December 2023 figure of 7,442 arrivals. This figure under review is the second highest number of arrivals for this type of visitor spanning from 1993 – 2024. The highest was recorded in 2014 with 12,387 arrivals. Excursionist arrivals represents 44.7% of visitor arrivals. Anguilla welcomed 94,857 day-trippers to the island in the year of 2024.

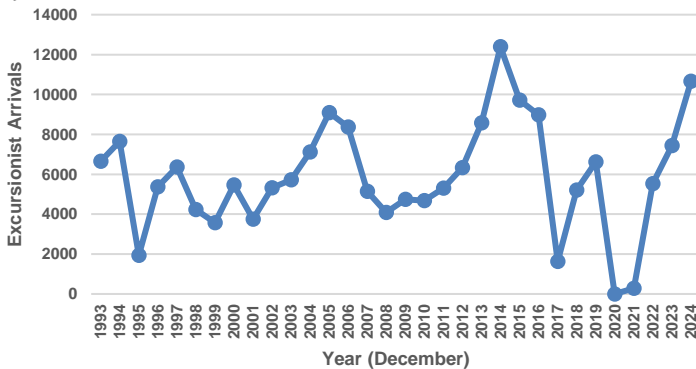


Figure 5: Excursionist Arrivals, December 1993 – 2024

A review of the excursionist numbers for December 2024 shows that nine (9) out of the ten (10) source markets registered increases over their respective 2023 total. The majority, 60.6% of the excursionist arrivals were from the ‘USA’ source market; accounting for 6,467 of the excursionist arrivals. The ‘Other European’ and ‘Canadian’ markets followed with shares of 10.5% (1,124) and 9.7% (1,031) respectively. The sole decline was recorded by the ‘Other European’ market by 9.1%.

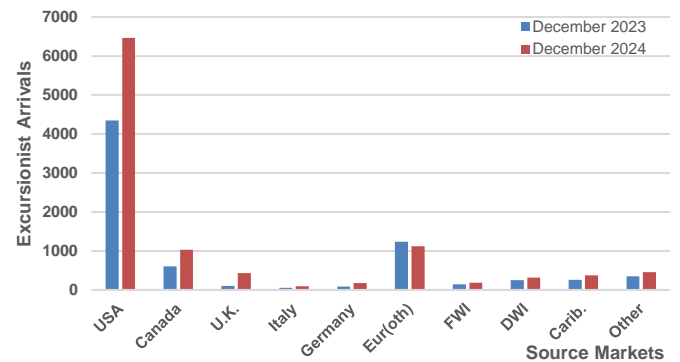


Figure 6: Excursionist Arrivals by Country of Residence, December 2023 and 2024

This report, along with other Tourism Data, is available at the Government of Anguilla Statistics Department’s website: [http://statistics.gov.ai/StatisticsDept/Tourism2\\_4\\_5](http://statistics.gov.ai/StatisticsDept/Tourism2_4_5)