



# Tourism Statistics Summary

## April 2025

### OVERVIEW

April's 2025 visitor arrivals to the shores of Anguilla numbered 19,859; an increase of 11.9% over its corresponding April 2024 figure of 17,748. This figure under review is registered as the highest number of arrivals for any April period spanning from 1993 – 2025. The years 2017 and 2015 followed registering the second highest (19,618) and third highest (18,833) totals respectively.

The increase in visitor arrivals for the period April 2025 was due to the increase in arrivals for both; stay-overs and day-trippers, to the island. The majority; 99.0% of the visitor arrivals, came with the intention of vacationing, while 1.0% came with the intention of doing business.

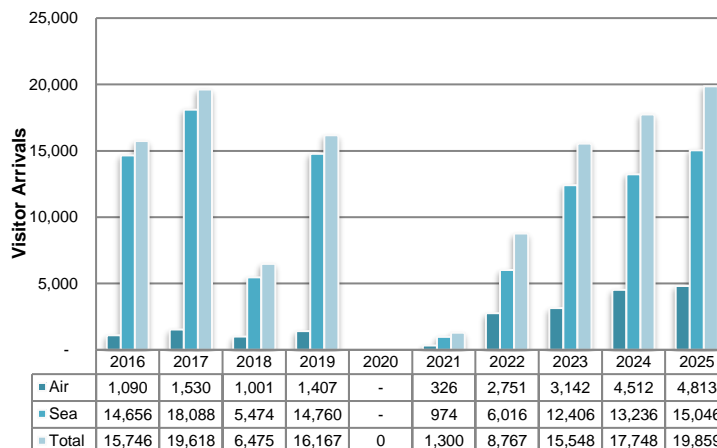


Figure 1: Visitor Arrivals, April 2016 - 2025

### PASSENGER MOVEMENT

Passenger arrivals (including both residents and visitors) for April 2025 totalled 26,504, an increase of 10.5% over the corresponding April 2024 figure of 23,983 passengers.

The seaports recorded the higher number of inward passenger movement with 20,830 (78.6%) of total passengers, of which 16,719 (80.3%) entered via the Blowing Point terminal and 4,111 (19.7%) via the Road Bay port. The Clayton J. Lloyd International Airport welcomed 5,674 (21.4%) of the total passengers.

Passenger departures for April 2025 recorded an increase over its corresponding 2024 figure of 25,658 passengers with 7.0%, registering 27,449 outbound passengers.

Passenger departures via the seaports of Anguilla numbered 21,500 (78.3%), of which 17,271 (80.3%) left through the Blowing Point terminal and 4,229 (19.7%) via the Road Bay port. The Clayton J. Lloyd International Airport facilitated 5,949 (21.7%) of the total departures from Anguilla.

### TOURISTS (Stay-Over Visitors)

April's tourist (stay-over visitors) arrivals to Anguilla for 2025 numbered 11,345; with an increase of 12.4% over its corresponding April 2024 figure of 10,091 arrivals. This period under review registered the highest number of tourist arrivals for any April period when reviewing data spanning from 1993 – 2025. April 2023 followed with the second highest total of tourist arrivals with 10,152 and April 2024 with 10,091 arrivals being the third highest total of this type of arrivals.

Tourist arrivals for April 2025 represents 57.1% of total visitor arrivals. Anguilla welcomed 48,820 tourists for the year of 2025 thus far.

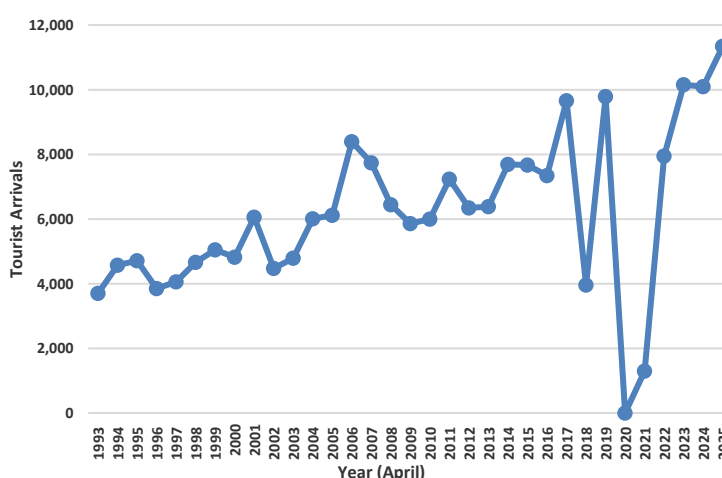


Figure 2: Tourist Arrivals, April 1993–2025

## TOURISTS (Stay-Over Visitors) *continued*

The average intended length of stay of tourists in Anguilla for the period under review was 6.1 days; an increase from the 5.9 days recorded in April 2024. The majority of tourists, 56.3% intended to spend 4-7 days in Anguilla, while 26.6% of tourists planned to stay 1-3 days, followed by 12.2% who stated they intended to stay 8-15 days. The remaining tourists 3.7% and 1.2% intended to stay 23 or more days and 16-22 days respectively.

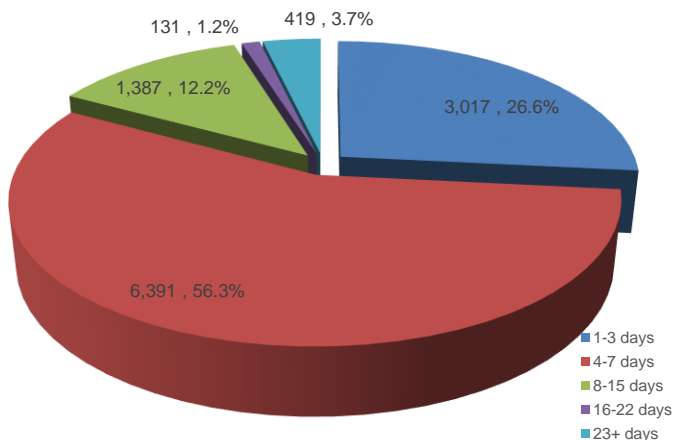


Figure 3: Tourist Arrivals by Length of Stay, April 2025

A review of the source markets for April 2025, from which the 11,345 tourists visiting Anguilla originated, showed that eight (8) source markets registered increases over their 2024 corresponding figures. Anguilla's main source market, the 'USA' accounted for majority, 71.6% (8,124) of the tourist arrivals; with an increase of 7.8% over the corresponding April 2024 figure. The 'Other Europe' and 'Caribbean' markets followed with shares of 5.9% (666) and 5.5% (625) of tourist arrivals respectively. The markets that recorded declines in percentage terms, over their corresponding April 2024 figures were the 'Canadian' and 'UK' markets with 13.0% and 0.5% respectively.

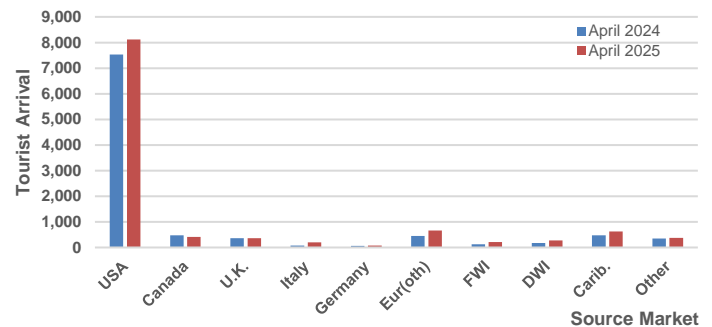


Figure 4: Tourist Arrivals by Source Market, April 2024 and 2025

## EXCURSIONISTS (Day Trippers)

Excursionist arrivals for the month under review numbered 8,514, an increase of 11.2% over its corresponding April 2024 figure of 7,657 arrivals. The highest number of excursionists to Anguilla when reviewing data spanning 1993-2025 was recorded in 2015 with 11,166 arrivals and the second highest in 2007 with 10,254 arrivals. Excursionist arrivals represents 42.9% of visitor arrivals. Anguilla, to date has welcomed 40,298 day-trippers to the island.

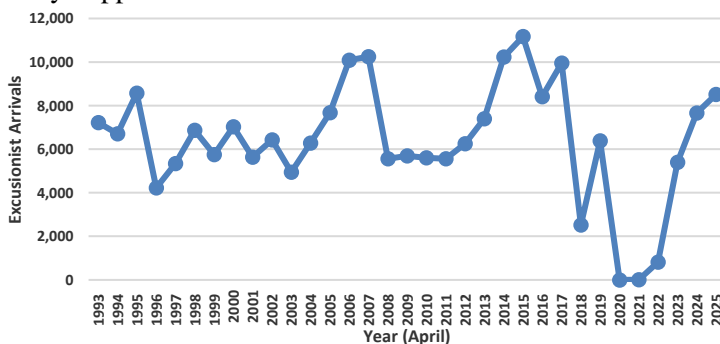


Figure 5: Excursionist Arrivals, April 1993 – 2025

A review of the excursionist numbers for April 2025 shows that all ten (10) source markets registered increases over their respective 2024 total. The majority, 58.8% of the excursionist arrivals were from the 'USA' source market; accounting for 5,004 of the excursionist arrivals. The 'Other European' and 'Canadian' markets followed with shares of 12.3% (1,046) and 9.1% (774) respectively.

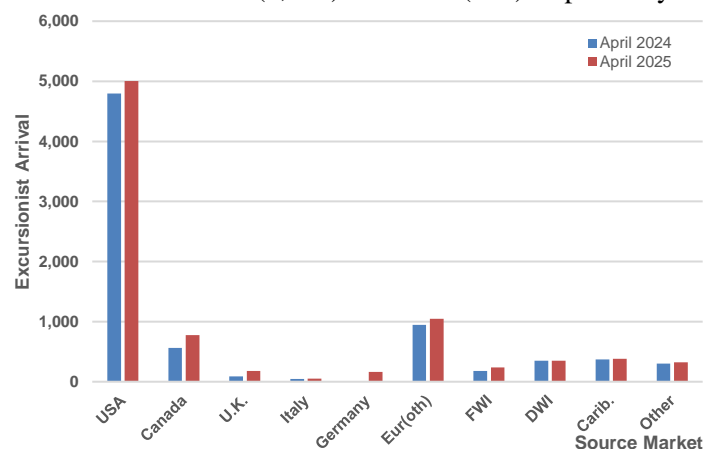


Figure 6: Excursionist Arrivals by Country of Residence, April 2024 and 2025

This report, along with other Tourism Data, is available at the Government of Anguilla Statistics Department's website: [http://statistics.gov.ai/StatisticsDept/Tourism2\\_4\\_5](http://statistics.gov.ai/StatisticsDept/Tourism2_4_5)